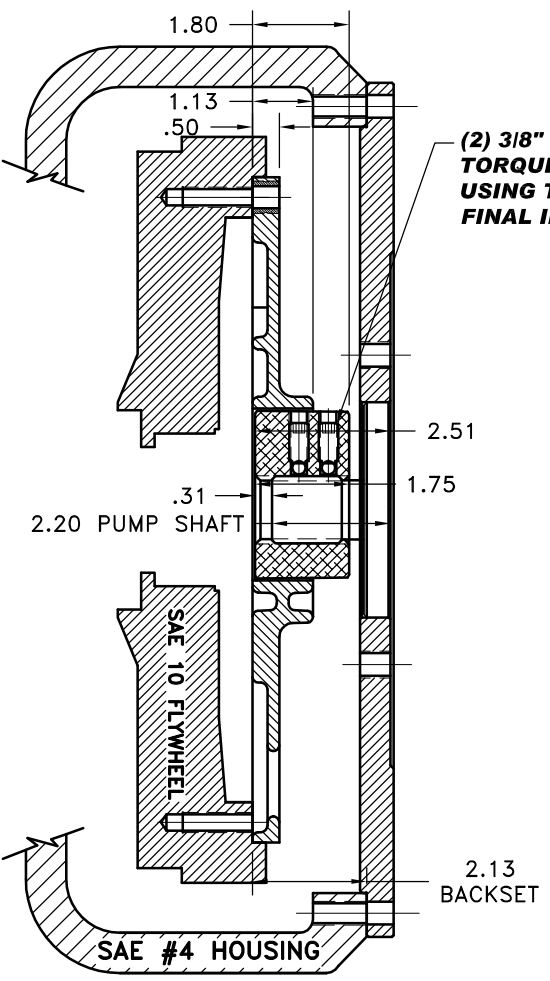
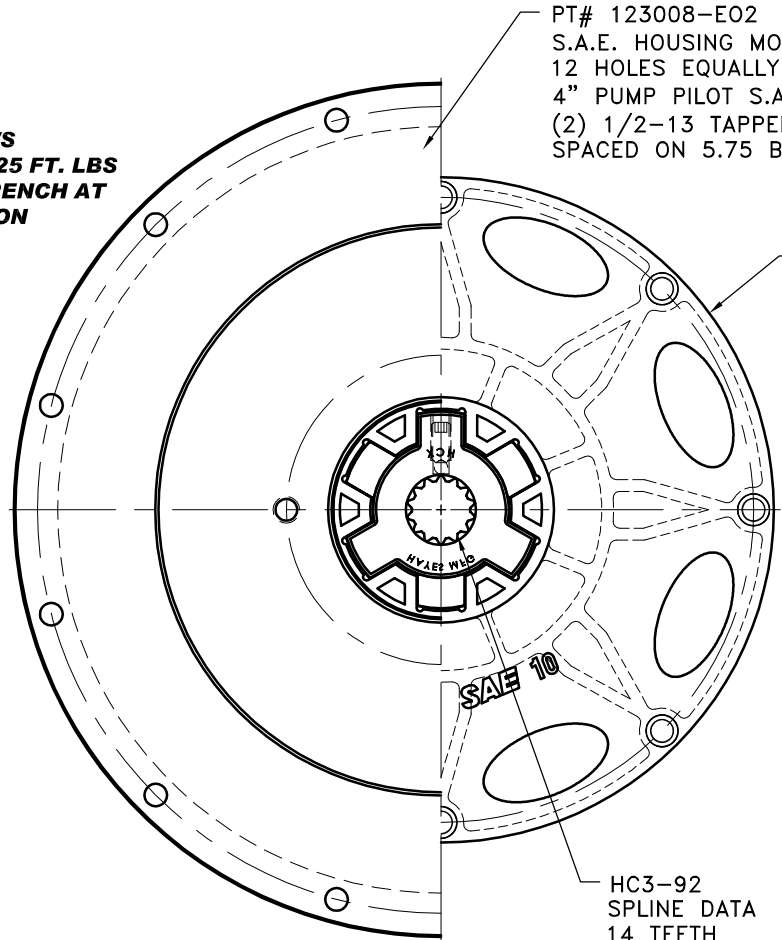


REV	DATE	CHANGE DESCRIPTION	MOD. BY	CK1	CK2



**(2) 3/8" SET SCREWS
TORQUE BOTH TO 25 FT. LBS
USING TORQUE WRENCH AT
FINAL INSTALLATION**



PT# 123008-E02
S.A.E. HOUSING MOUNT 27/64 DRILL THRU
12 HOLES EQUALLY SPACED ON 15.00 B.C.
4" PUMP PILOT S.A.E. "B" PUMP MOUNT.
(2) 1/2-13 TAPPED HOLES EQUALLY
SPACED ON 5.75 B.C.

C-010
S.A.E. 10 FIBERGLASS REINFORCED
NYLON DRIVE PLATE
(8) .416 HOLES EQ.
SPACED ON A 11.625 B.C.
"C" SERIES DRIVE

**IMPORTANT INSTALLATION
NOTE!!!!**

IMPROPER INSTALLATION OF HUB COULD CAUSE
PREMATURE WEAR AND OR FAILURE.

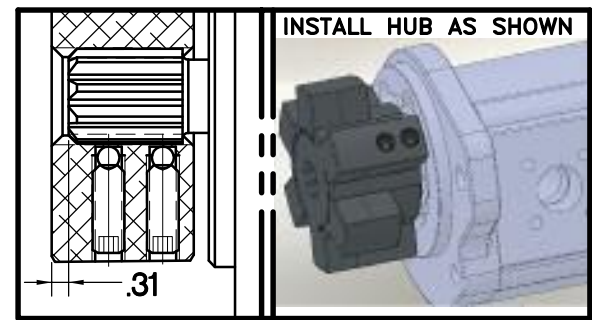
IF YOU HAVE QUESTIONS CONCERNING LOCATION
OF METAL HUB ON PUMP SHAFT PLEASE CONTACT
DISTRIBUTOR OR FACTORY FOR FURTHER
INFORMATION.

**BOTH HUB SET SCREWS MUST BE PROPERLY
TORQUED TO 25 FT.LBS. USING TORQUE WRENCH .
PLEASE CONTACT DISTRIBUTOR OR FACTORY FOR
ANY FURTHER QUESTIONS.**

**"C" SERIES TORQUE RANGE
65-175 HP**

**NOTE: THIS STEP IS IMPORTANT TO
ENSURE FULL SPLINE ENGAGEMENT.**

- 1) PRESET HUB ON SHAFT AS SHOWN.
- 2) IF YOUR PUMP SHAFT VARIES FROM THE DRAWN
SHAFT LENGTH, CONTACT FACTORY FOR
RECOMMENDATIONS.
- 3) **TORQUE BOTH SET SCREWS TO 25 FT.LBS. USING
TORQUE WRENCH.**
- 4) SHAFT SHOULD HAVE FULL SPLINE ENGAGEMENT INTO
HUB, IF NOT CONTACT FACTORY FOR
RECOMMENDATIONS (231) 879-3372.



SET HUB AS SHOWN

DET.	PART NUMBER	DESCRIPTION	QTY.
3	123008-E02	PUMP MOUNT PLATE	1
2	HC3-92	C SERIES HEX~FLX HUB	1
1	C-010	SAE 10 HEX~FLX DRIVE PLATE	1

SYMBOLS		DET.	PART NUMBER	DESCRIPTION	QTY.
—	FLATNESS	HAYES MANUFACTURING INC. ® TITLE HEX~FLX "C" SERIES 2 PIECE COUPLING MATERIAL DRAWN BY DATE DRAWING NO. SIETING 01-28-2009 SCALE CHECKED BY RJV C-010-HC3-92-E02 SHEET OF REV.			
—	STRAIGHTNESS				
—	ANGULARITY				
—	PERPENDICULARITY				
—	PARALLELISM				
—	CONCENTRICITY				
—	TRUE POSITION				
—	ROUNDNESS				
—	CIRCULAR RUN OUT				
—	TOTAL RUN OUT				
—	CYLINDRICITY	DO NOT SCALE DRAWING TOLERANCES UNLESS OTHERWISE SPECIFIED			
—	FINISH	ANGLE ±1/2' FRACTION ±1/32 DECIMAL .00 ±.01 .000 ±.005 .0000 ±.0005			
— UNLESS OTHERWISE SPECIFIED — REMOVE FIRST THREAD ON ALL TAPPED HOLES BREAK ALL SHARP CORNERS .010 TO .020 STAMP OR MARK DRAWING NO.		DRAWN BY		DATE	DRAWING NO.