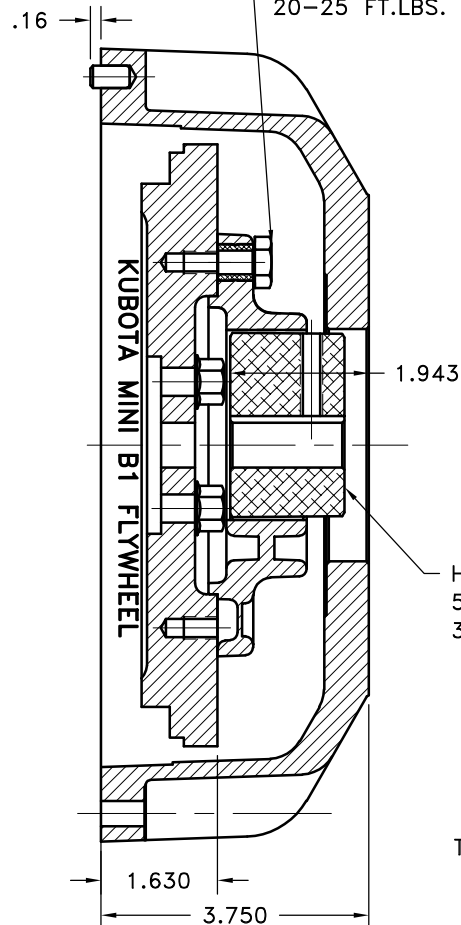


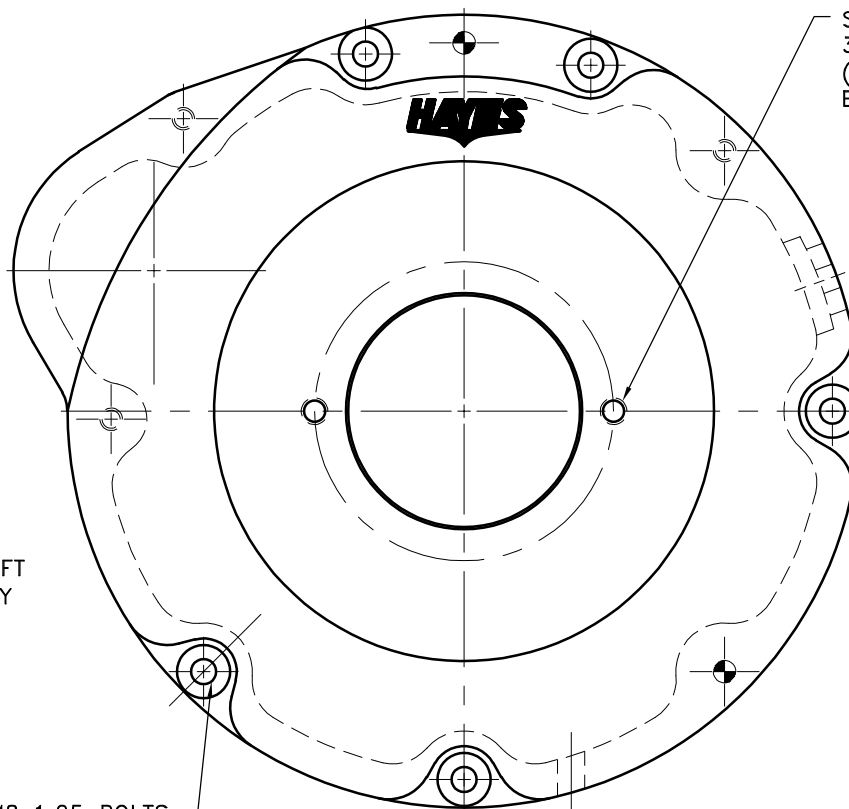
REV	DATE	CHANGE DESCRIPTION	MOD.BY	CK1	CK2
A1	04/23/2008	FIXED HOUSING DESCRIPTION	ZS	RJH	HM

TORQUE M8x1.25 BOLTS  
20-25 FT.LBS.



HB3-05  
5/8" SHAFT  
3/16" KEY

TORQUE M8x1.25 BOLTS  
13-15 FT.LBS



SAE "A" 2-BOLT MOUNT  
3.25 DIA PUMP PILOT  
(2) 3/8-16 TAPPED HOLES  
EQ. SPACED ON 4.187 B.C.

**IMPORTANT INSTALLATION NOTE!!!!**  
IMPROPER INSTALLATION OF HUB COULD CAUSE  
PREMATURE WEAR AND OR FAILURE.

IF YOU HAVE QUESTIONS CONCERNING LOCATION  
OF METAL HUB ON PUMP SHAFT PLEASE CONTACT  
DISTRIBUTOR OR FACTORY FOR FURTHER  
INFORMATION

**BOTH HUB SET SCREWS MUST BE PROPERLY  
TORQUED TO 25 FT.LBS. USING TORQUE WRENCH.**  
PLEASE CONTACT DISTRIBUTOR OR FACTORY FOR  
ANY FURTHER QUESTIONS.

#### NOTES:

1. HOUSING FOR KUBOTA ENGINES  
Z442-B, Z482-B, D662-B,  
D722-B, WG600-B, G750-B

ASS'Y WORKS WITH  
FLYWHEELS: C-1(16851-25118)  
& C-2(16861-25112)  
STARTER PLATE:  
E-2(19666-04621)

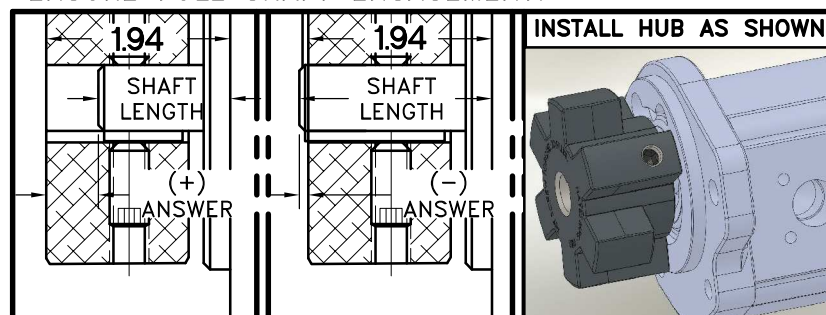
NOTE: REMOVE HUB FROM ASS'Y, PRESET HUB ON SHAFT  
AS SHOWN. **TORQUE BOTH SET SCREWS TO 25 FT.LBS.**  
**USING TORQUE WRENCH.** SHAFT SHOULD HAVE A  
MINIMUM OF 3/4" OF ENGAGEMENT IF NOT CONTACT  
FACTORY FOR RECOMMENDATIONS (231) 879-3372 TO  
GET HUB PRESET USE THIS EQUATION:

**PERFORM CALCULATION BELOW:**

**1.94 - SHAFT LENGTH - HUB PRESET**

IF YOUR ANSWER IS (+) SHAFT IS INSIDE OF HUB, IF  
YOUR ANSWER IS (-) SHAFT STICKS OUT OF HUB.  
(SEE BOXES)

**NOTE: THIS STEP IS IMPORTANT TO  
ENSURE FULL SHAFT ENGAGEMENT.**



THIS DRAWING IS THE PROPERTY OF HAYES MFG. INC. AND IS LOANED  
SUBJECT TO THE CONDITION THAT IT SHALL NOT BE REPRODUCED,  
COPIED, LOANED OR OTHERWISE DISPOSED OF, DIRECTLY OR INDIRECTLY.  
IT SHALL BE USED AS A MEANS OF REFERENCE TO WORK FURNISHED BY  
THIS COMPANY ONLY AND IS NOT TO BE SUBMITTED TO OUTSIDE PARTIES  
FOR EXAMINATION WITHOUT OUR CONSENT.

5	930100-01	HOUSING	1
4	930112	BOLT KIT (PRE-ASSEMBLED)	1
3	SD200X5/16X1/2	5/16 X 1/2 SPRING DOWEL	2
2	HB3-05	HEX~FLX HUB	1
1	B-SMN	HEX~FLX FLYWHEEL PLATE	1

SYMBOLS	DET.	PART NUMBER	DESCRIPTION	QTY.
DO NOT SCALE DRAWING TOLERANCES UNLESS OTHERWISE SPECIFIED 125 MAXIMUM ANGLE ±1/2" FRACTION ±1/32 DECIMAL .00 ±.01 .000 ±.005 .0000 ±.0005 FINISH				
CLASS KUBOTA DESCRIPTION KBMN,5/8x3/16,A2	MAKE: <input checked="" type="checkbox"/> BUY: <input type="checkbox"/>		<b>HAYES</b> MANUFACTURING INC. ® TITLE KUBOTA MINI HEX-FLX PUMP DRIVE KIT MATERIAL	
	DRAWN BY SIETING	DATE 08-28-2015	DRAWING NO. 002-0-HB3-05-A2	
	CHECKED BY	SCALE	SHEET OF REV.	