

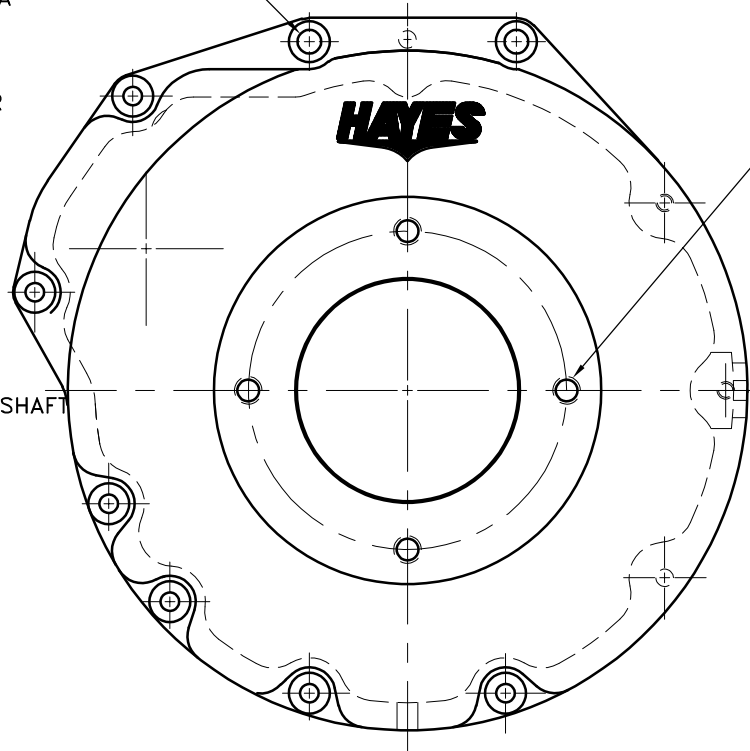
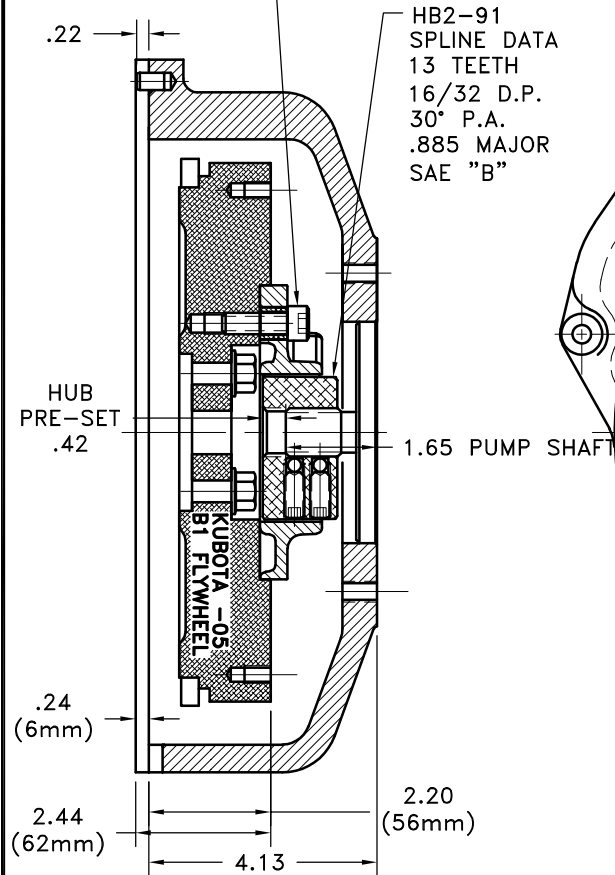
REV	DATE	CHANGE DESCRIPTION	MOD.BY	CK1	CK2

TORQUE M10 BOLTS  
29-33 FT.LBS.

TORQUE M10 BOLTS  
29-33 FT.LBS.

HB2-91  
SPLINE DATA  
13 TEETH  
16/32 D.P.  
30° P.A.  
.885 MAJOR  
SAE "B"

952055-03  
S.A.E. B 2-BOLT MOUNT  
HORIZONTAL & VERTICAL  
4.00" PILOT  
(4) 1/2-13 TAPPED HOLES  
EQ. SPACED ON A 5.75 B.C.



#### NOTES:

1. HOUSING FOR KUBOTA ENGINES  
D-905, D1005-B, D1105-B, V1205-B,  
V1305-P, AND V1505-B.

**IMPORTANT INSTALLATION NOTE!!!!**  
IMPROPER INSTALLATION OF HUB COULD CAUSE  
PREMATURE WEAR AND OR FAILURE.

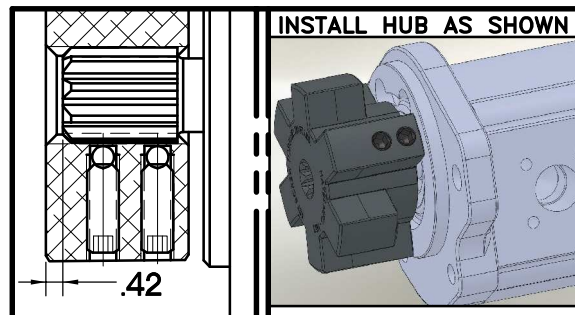
IF YOU HAVE QUESTIONS CONCERNING LOCATION  
OF METAL HUB ON PUMP SHAFT PLEASE CONTACT  
DISTRIBUTOR OR FACTORY FOR FURTHER  
INFORMATION

**BOTH HUB SET SCREWS MUST BE PROPERLY  
TORQUED TO 25 FT.LBS. USING TORQUE WRENCH.**  
PLEASE CONTACT DISTRIBUTOR OR FACTORY FOR  
ANY FURTHER QUESTIONS.

#### NOTE: THIS STEP IS IMPORTANT TO ENSURE FULL SPLINE ENGAGEMENT.

- 1) PRESET HUB ON SHAFT AS SHOWN.
- 2) IF YOUR PUMP SHAFT VARIES FROM THE DRAWN  
SHAFT LENGTH, CONTACT FACTORY FOR  
RECOMMENDATIONS.
- 3) **TORQUE BOTH SET SCREWS TO 25 FT.LBS. USING  
TORQUE WRENCH.**
- 4) **SHAFT SHOULD HAVE FULL SPLINE ENGAGEMENT INTO  
HUB, IF NOT CONTACT FACTORY FOR  
RECOMMENDATIONS (231) 879-3372.**

THIS DRAWING IS THE PROPERTY OF HAYES MFG. INC. AND IS LOANED  
SUBJECT TO THE CONDITION THAT IT SHALL NOT BE REPRODUCED,  
COPIED, LOANED OR OTHERWISE DISPOSED OF, DIRECTLY OR INDIRECTLY.  
IT SHALL BE USED AS A MEANS OF REFERENCE TO WORK FURNISHED BY  
THIS COMPANY ONLY AND IS NOT TO BE SUBMITTED TO OUTSIDE PARTIES  
FOR EXAMINATION WITHOUT OUR CONSENT.



SET HUB AS SHOWN

HEX~FLX COUPLING ASS'Y  
B-S05-HB2-91

5	952182	BOLT KIT (PRE-ASSEMBLED)	1
4	SD200X5/16X1/2	5/16 X 1/2 SPRING DOWEL	2
3	952055-03	HOUSING	1
2	HB2-91	HEX~FLX HUB	1
1	B-S05	HEX~FLX DRIVE PLATE	1

SYMBOLS	DET.	PART NUMBER	DESCRIPTION	QTY.
FLATNESS STRAIGHTNESS ANGULARITY PERPENDICULARITY PARALLELISM CONCENTRICITY TRUE POSITION ROUNDNESS CIRCULAR RUN OUT TOTAL RUN OUT CYLINDRICITY FINISH	DO NOT SCALE DRAWING TOLERANCES UNLESS OTHERWISE SPECIFIED .125 MAXIMUM ANGLE ±1/2° FRACTION ±1/32 DECIMAL .00 ±.01 .000 ±.005 .0000 ±.0005	MAKE: <input checked="" type="checkbox"/> BUY: <input type="checkbox"/>	<b>HAYES</b> MANUFACTURING INC. ® TITLE KUBOTA -05 HEX~FLX ASS'Y MATERIAL	
CLASS KUBOTA DESCRIPTION KB05,13T16/32,B22	DRAWN BY SIETING CHECKED BY R/H	DATE 07-19-2011 SCALE	DRAWING NO. 006-0-HB2-91-B22 SHEET OF REV.	