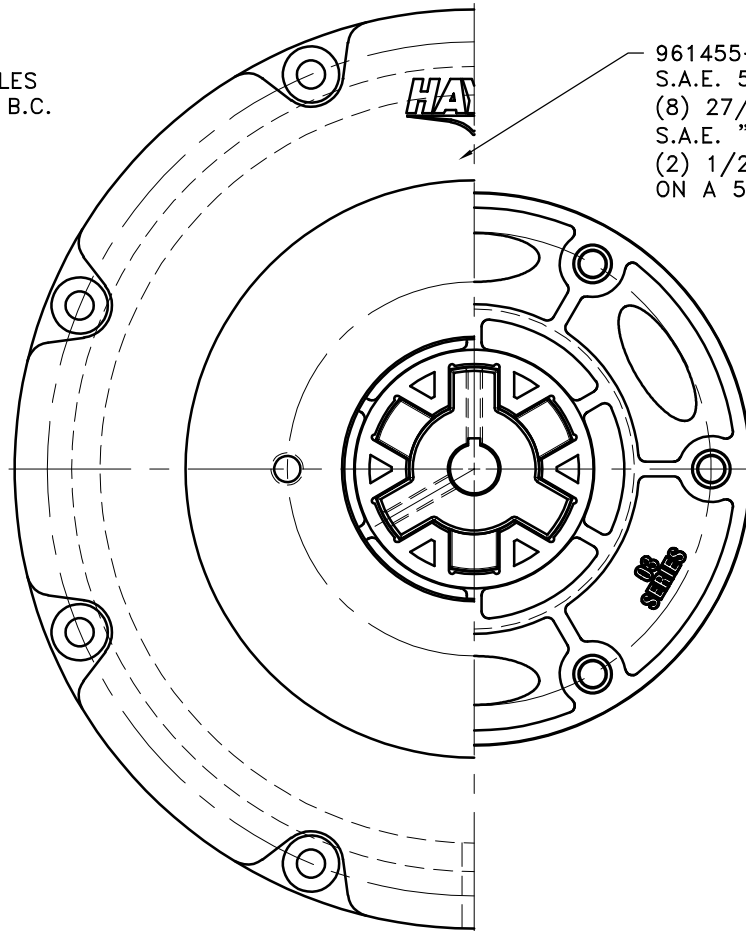
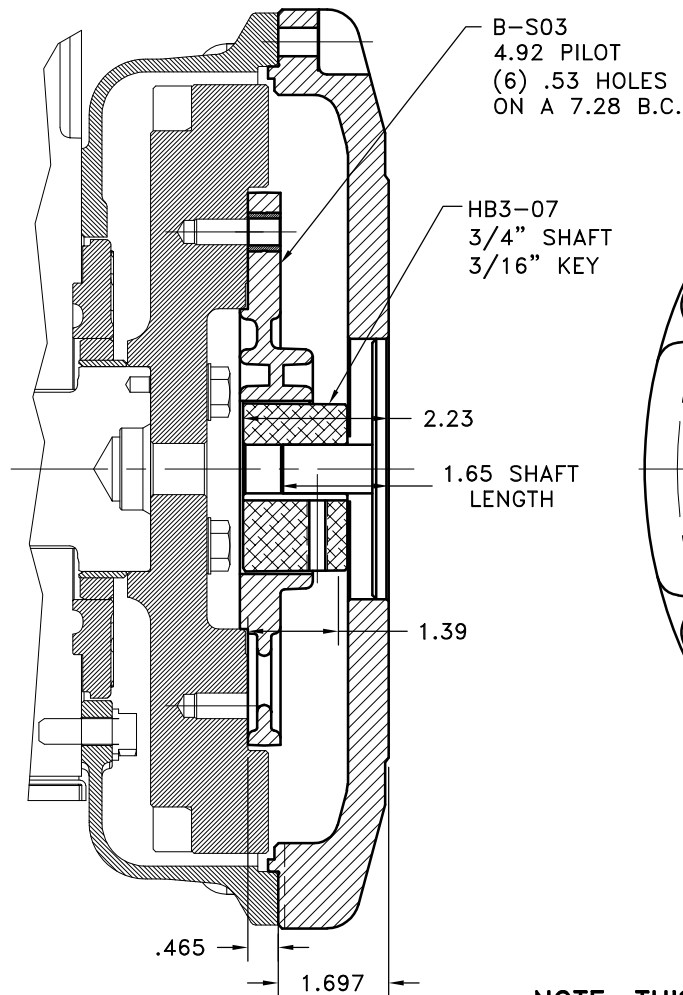


REV	DATE	CHANGE DESCRIPTION	MOD.BY	CK1	CK2



IMPORTANT INSTALLATION NOTE!!!!
IMPROPER INSTALLATION OF HUB COULD CAUSE
PREMATURE WEAR AND OR FAILURE.

IF YOU HAVE QUESTIONS CONCERNING LOCATION
OF METAL HUB ON PUMP SHAFT PLEASE CONTACT
DISTRIBUTOR OR FACTORY FOR FURTHER
INFORMATION

**BOTH HUB SET SCREWS MUST BE PROPERLY
TORQUED TO 25 FT.LBS. USING TORQUE WRENCH.**
PLEASE CONTACT DISTRIBUTOR OR FACTORY FOR
ANY FURTHER QUESTIONS.

FITS KUBOTA 2403-M, FITS
FLYWHEEL #1G850-25013 AND
HOUSING #1G850-04613 OR
SIMILAR PARTS.

**B TORQUE RANGE
(30-75 HP)**

NOTE: REMOVE HUB FROM ASS'Y, PRESET HUB ON SHAFT
AS SHOWN. **TORQUE BOTH SET SCREWS TO 25 FT.LBS.**
USING TORQUE WRENCH. SHAFT SHOULD HAVE A
MINIMUM OF 3/4" OF ENGAGEMENT IF NOT CONTACT
FACTORY FOR RECOMMENDATIONS (231) 879-3372 TO
GET HUB PRESET USE THIS EQUATION:

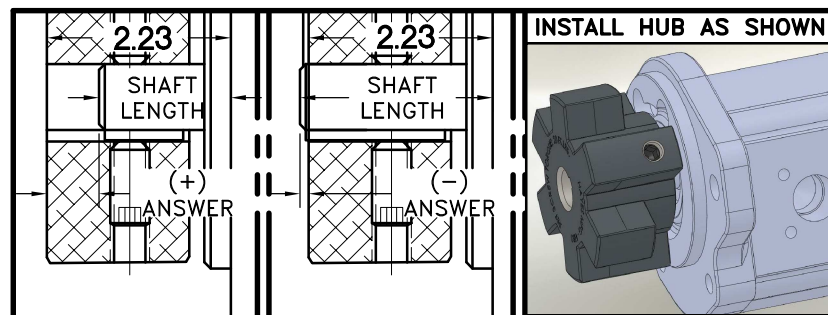
PERFORM CALCULATION BELOW:

2.23 - SHAFT LENGTH - HUB PRESET

IF YOUR ANSWER IS (+) SHAFT IS INSIDE OF HUB, IF
YOUR ANSWER IS (-) SHAFT STICKS OUT OF HUB.
(SEE BOXES)

THIS DRAWING IS THE PROPERTY OF HAYES MFG. INC. AND IS LOANED
SUBJECT TO THE CONDITION THAT IT SHALL NOT BE REPRODUCED,
COPIED, LOANED OR OTHERWISE DISPOSED OF, DIRECTLY OR INDIRECTLY.
IT SHALL BE USED AS A MEANS OF REFERENCE TO WORK FURNISHED BY
THIS COMPANY ONLY AND IS NOT TO BE SUBMITTED TO OUTSIDE PARTIES
FOR EXAMINATION WITHOUT OUR CONSENT.

**NOTE: THIS STEP IS IMPORTANT TO
ENSURE FULL SHAFT ENGAGEMENT.**



3	961455-02	SAE 5 DISHED PLATE	1
2	HB3-07	HEX-FLX HUB	1
1	B-S03	HEX-FLX PLATE	1

SYMBOLS	DET.	PART NUMBER	DESCRIPTION	QTY.
DO NOT SCALE DRAWING TOLERANCES UNLESS OTHERWISE SPECIFIED 125/ MAXIMUM ANGLE ±1/2" FRACTION ±1/32 DECIMAL .00 ±.01 .000 ±.005 .0000 ±.0005 FINISH				
CLASS KUBOTA DESCRIPTION KB2403,3/4x3/16,B2	MAKE: <input checked="" type="checkbox"/> BUY: <input type="checkbox"/>	DRAWN BY SIETING CHECKED BY RJH	DATE 10-01-2014 SCALE	DRAWING NO. 051-0-HB3-07-B2 SHEET OF REV.

5/16/2019 4:52:33 PM