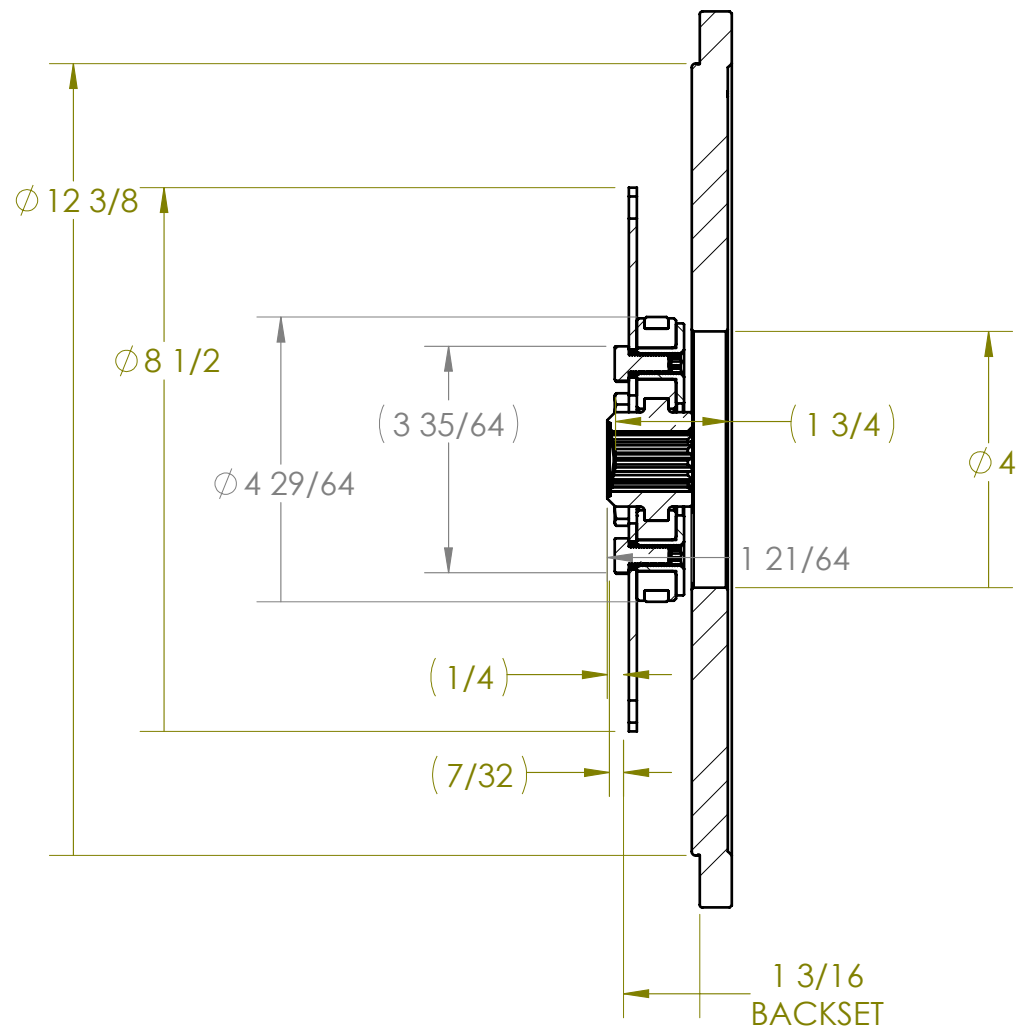
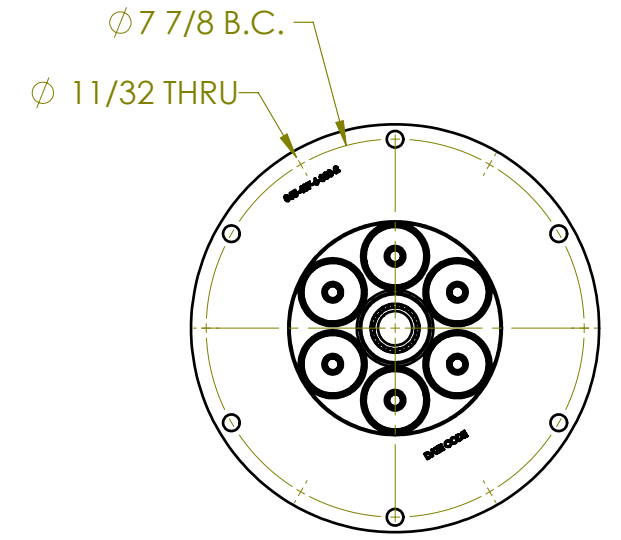
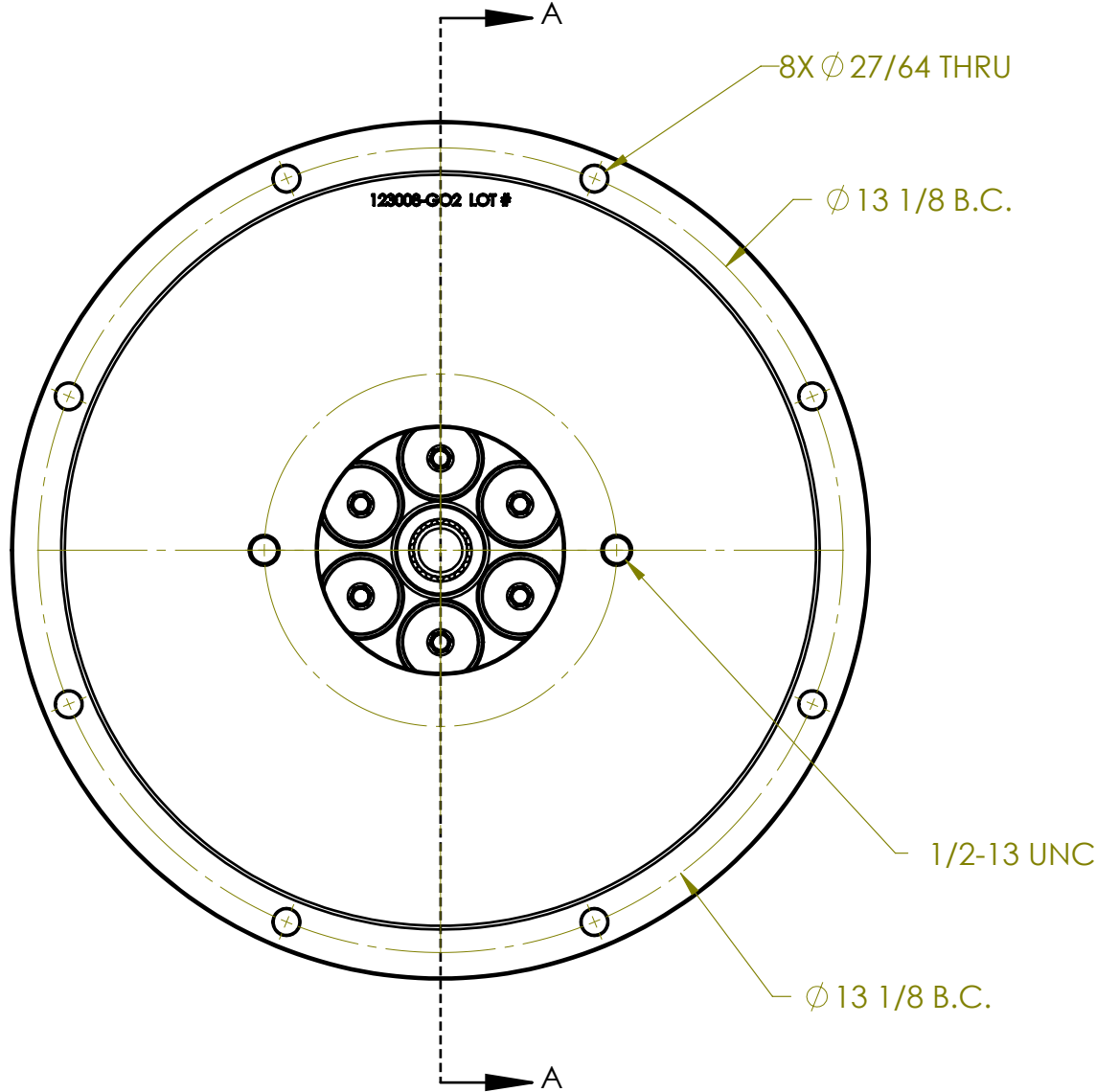


CUSTOMER DRAWING

REVISIONS					
ZONE	REV.	DESCRIPTION	DATE	APR 1	APR 2



SECTION A-A
SCALE 1 : 3



COUPLING IS NOT SERVICEABLE

PUMP DRIVE SPECS	
FLYWHEEL	SAE 6.5
HOUSING	SAE 5
PUMP FLANGE	SAE B 2-BOLT
PUMP SHAFT	15T 16/32 "BB"
HP RATING (@1800 RPM)	50

PROPRIETARY AND CONFIDENTIAL
THE INFORMATION CONTAINED IN THIS DRAWING IS THE SOLE PROPERTY OF HAYES MANUFACTURING. ANY REPRODUCTION IN PART OR AS A WHOLE WITHOUT THE WRITTEN PERMISSION OF HAYES MANUFACTURING IS PROHIBITED.

UNLESS OTHERWISE SPECIFIED: DIMENSIONS ARE IN INCHES TOLERANCES:		
FRACTIONAL ± 1/32	ANGULAR: MACH ± 1/2°	TWO DECIMAL ± 0.01
THREE DECIMAL ± 0.005	FOUR DECIMAL ± 0.0005	
SYMBOLS		
FLATNESS	CONCENTRICITY	COUNTERBORE
ROUNDNESS	TRUE POSITION	COUNTERSINK
PARALLELISM	PERPENDICULARITY	HOLE DEPTH
DIAMETER	CIRCULAR RUN OUT	SYMMETRIC
"R" RADIUS	TOTAL RUN OUT	
CLASS	SAE 6.5	
DESCRIPTION	6-1/2, 5, 15T 16/32, B2, 50	
MAKE	WEIGHT	HEAT TREAT
X	25.49 LB	---
BUY	VOLUME	FINISH
	CU. IN.	---

ITEM NO.	PART NUMBER	DESCRIPTION	QTY.
1	124143	FLYWHEEL COUPLING	1
2	123008-GO2	PUMP MOUNT PLATE	1

	NAME	DATE
DRAWN	Hoffman	2/18/2020
PCM APPR.		
ENG APPR.		
MFG APPR.		
QA APPR.		
MATERIAL		

HAYES

TITLE:
FLYWHEEL COUPLING ASS'Y
WITH PUMP MOUNT PLATE

DWG. NO. 124142

REV

DO NOT SCALE

SHEET 1 OF 4