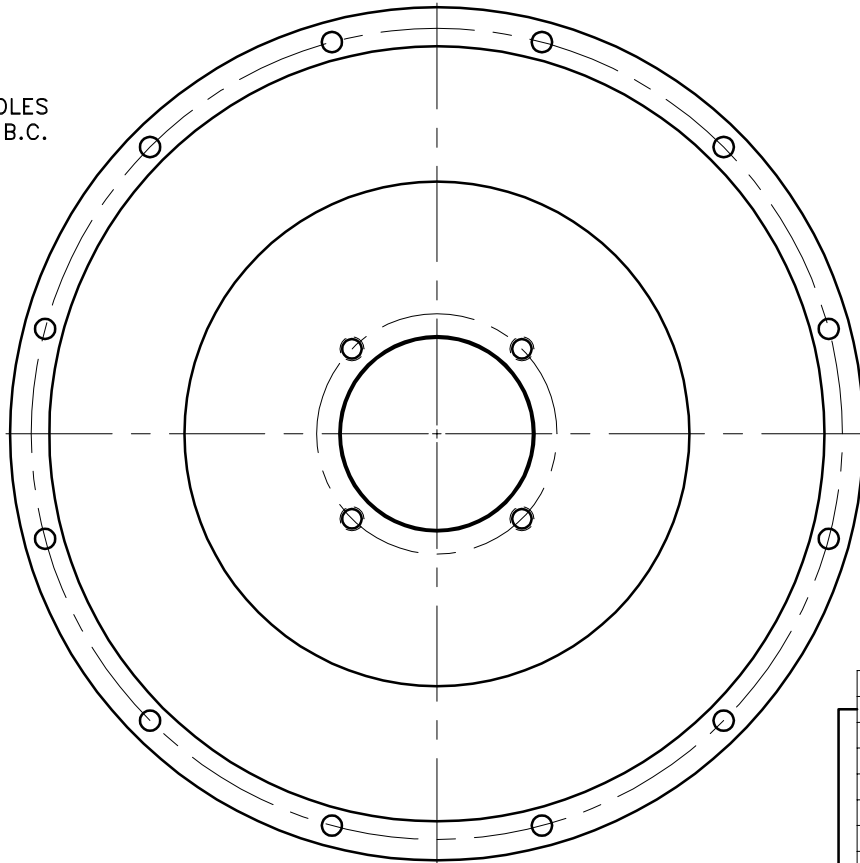
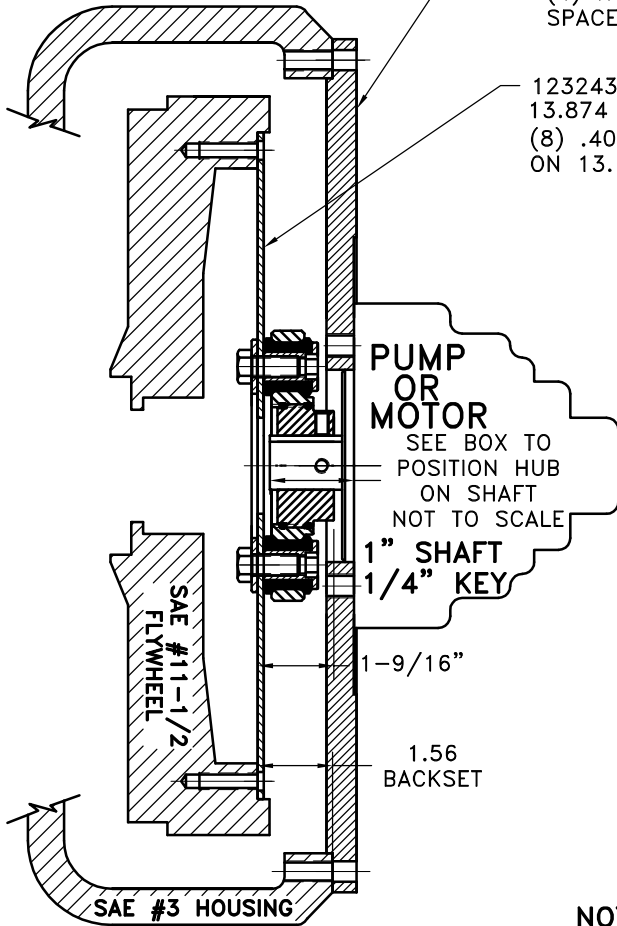


REV	DATE	CHANGE DESCRIPTION	MOD. BY	CK1	CK2
E	03/17/2003	ADDED BACKING PLATE	ZS	RJH	HM

123008-DO4
 S.A.E. HOUSING MOUNT 27/64 DRILL THRU
 12 HOLES EQUALLY SPACED ON 16.88 B.C.
 4" PUMP MOUNT S.A.E "B" PUMP MOUNT.
 (4) HOLES 1/2-13 TAPPED HOLES EQUALLY
 SPACED ON 5.00 B.C.

123243-37
 13.874 O.D.
 (8) .406 HOLES
 ON 13.125 B.C.



UP TO 110 HP

13	123008-DO4	PUMP MOUNT PLATE [3]	1
12	801912	GREASE	1
11	PURCHASE	5/16-18 x 5/8" SSSCP	1
10	PURCHASE	5/16-18 x 1/2" SSSCP	1
9	568-143	O-RING (124473)	1
8	568-142	O-RING (124284-11)	1
7	HX200	7/16-20 x 1" HHB	6
6	123727	THREADED BUSHING	6
5	H62500	NEOPRENE INSERT	6
4	124284-11	EXTERNAL SPLINED HUB	1
3	124473	INT SPL HUB [40 16/32\4.125]	1
2	124623	BACKING PLATE	1
1	123243-37	FLYWHEEL PLATE [11.5\4.125]	1

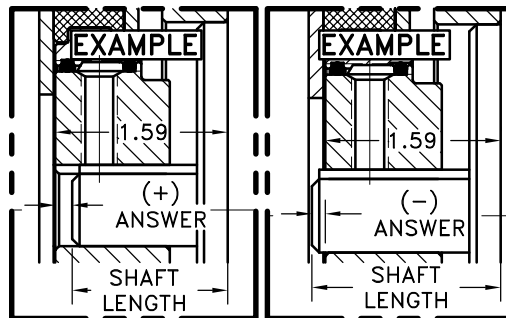
NOTE: REMOVE HUB FROM ASSY, PRESET HUB ON SHAFT & REASSEMBLE USING NUT & BOLT GRADE LOC-TITE ON SET SCREWS. SHAFT SHOULD HAVE A MINIMUM OF 3/4" OF ENGAGEMENT IF NOT CONTACT FACTORY FOR RECOMMENDATIONS. TO GET HUB PRESET USE THIS EQUATION:

EXAMPLE:
 1.59 - SHAFT LENGTH = HUB PRESET

IF YOUR ANSWER IS (+) SHAFT IS INSIDE OF HUB, IF YOUR ANSWER IS (-) SHAFT STICKS OUT OF HUB. (SEE BOXES)

THIS DRAWING IS THE PROPERTY OF HAYES MFG. INC. AND IS LOANED SUBJECT TO THE CONDITION THAT IT SHALL NOT BE REPRODUCED, COPIED, LOANED OR OTHERWISE DISPOSED OF, DIRECTLY OR INDIRECTLY. IT SHALL BE USED AS A MEANS OF REFERENCE TO WORK FURNISHED BY THIS COMPANY ONLY AND IS NOT TO BE SUBMITTED TO OUTSIDE PARTIES FOR EXAMINATION WITHOUT OUR CONSENT.

NOTE: THIS STEP IS IMPORTANT TO ENSURE FULL SPLINE ENGAGEMENT.



COUPLING ASS'Y # 124840

SYMBOLS	DET.	PART NUMBER	DESCRIPTION	QTY.
FLATNESS STRAIGHTNESS ANGULARITY SQUARENESS PARALLELISM CONCENTRICITY TRUE POSITION ROUNDNESS CIRCULAR RUN OUT TOTAL RUN OUT CYLINDRICITY FINISH	DO NOT SCALE DRAWING TOLERANCES UNLESS OTHERWISE SPECIFIED MAXIMUM ANGLE ±1/2° FRACTION ±1/32 DECIMAL .00 ±.01 .000 ±.005 .0000 ±.0005		HAYES MANUFACTURING INC. ® TITLE FLYWHEEL COUPLING ASSY WITH PUMP MOUNT PLATE MATERIAL	
- UNLESS OTHERWISE SPECIFIED - REMOVE FIRST THREAD ON ALL TAPPED HOLES BREAK ALL SHARP CORNERS .010 TO .020 STAMP OR MARK DRAWING NO.	DRAWN BY SIETING CHECKED BY RJH	DATE 10-15-97 SCALE	DRAWING NO. 124839 SHEET OF REV.	