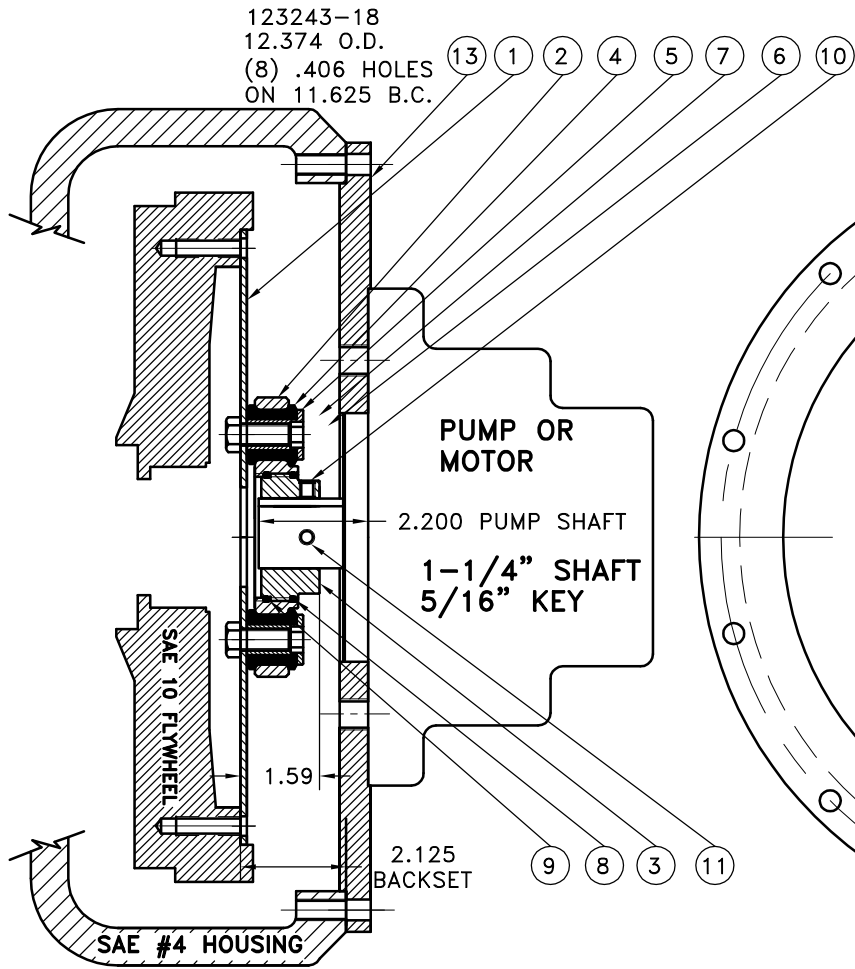
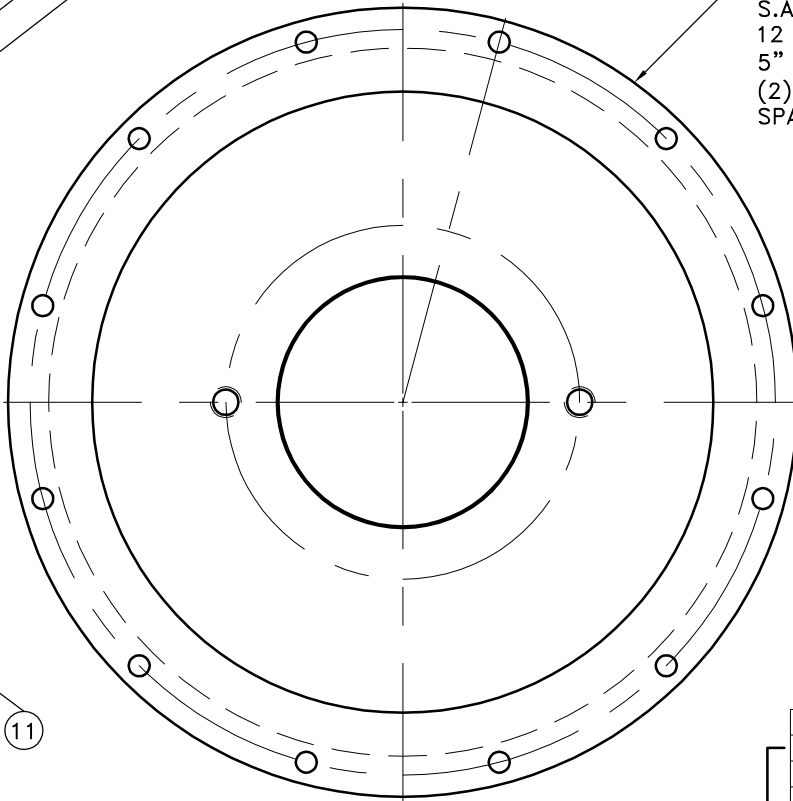


REV	DATE	CHANGE DESCRIPTION	MOD. BY	CK1	CK2
B	12/09/2004	CHANGED TO THREADED BUSHING	ZS	HM	ML



PT# 123008-EX2  
 S.A.E. HOUSING MOUNT 27/64 DRILL THRU  
 12 HOLES EQUALLY SPACED ON 15.00 B.C.  
 5" PUMP PILOT S.A.E. "C" PUMP MOUNT.  
 (2) 5/8-11 TAPPED HOLES EQUALLY  
 SPACED ON 7.125 B.C.



**UP TO 110 HP**

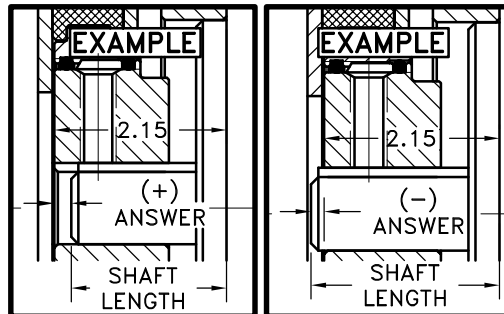
REV	DATE	CHANGE DESCRIPTION	MOD. BY	CK1	CK2
12		123008-EX2 PUMP MOUNT PLATE			1
11		801912 GREASE			1
10		PURCHASE 5/16-18x1/2 SSSCP			1
9		PURCHASE 5/16-18x3/8 SSSCP			1
8		568-143 O-RINGS (124473)			1
7		568-142 O-RINGS (124284-43)			1
6		HX200 7/16-20 x 1" HHB			6
5		123727 THREADED BUSHING			6
4		H62500 NEOPRENE INSERT			6
3		124284-43 EXTERNAL SPLINED ADAPTER			1
2		124473 INTERNAL SPLINED HUB			1
1		123243-18 FLYWHEEL PLATE			1

NOTE: REMOVE HUB FROM ASS'Y, PRESET HUB ON SHAFT & REASSEMBLE USING NUT & BOLT GRADE LOC-TITE ON SET SCREWS. SHAFT SHOULD HAVE A MINIMUM OF 3/4" OF ENGAGEMENT IF NOT CONTACT FACTORY FOR RECOMMENDATIONS. TO GET HUB PRESET USE THIS EQUATION:

EXAMPLE:  
 2.15 - SHAFT LENGTH = HUB PRESET

IF YOUR ANSWER IS (+) SHAFT IS INSIDE OF HUB, IF YOUR ANSWER IS (-) SHAFT STICKS OUT OF HUB. (SEE BOXES)

NOTE: THIS STEP IS IMPORTANT TO ENSURE FULL SPLINE ENGAGEMENT.



COUPLING ASS'Y  
 #124604

THIS DRAWING IS THE PROPERTY OF HAYES MFG. INC. AND IS LOANED SUBJECT TO THE CONDITION THAT IT SHALL NOT BE REPRODUCED, COPIED, LOANED OR OTHERWISE DISPOSED OF, DIRECTLY OR INDIRECTLY. IT SHALL BE USED AS A MEANS OF REFERENCE TO WORK FURNISHED BY THIS COMPANY ONLY AND IS NOT TO BE SUBMITTED TO OUTSIDE PARTIES FOR EXAMINATION WITHOUT OUR CONSENT.

SYMBOLS	DET.	PART NUMBER	DESCRIPTION	QTY.
<ul style="list-style-type: none"> <li>FLATNESS</li> <li>STRAIGHTNESS</li> <li>ANGULARITY</li> <li>SQUARENESS</li> <li>PARALLELISM</li> <li>CONCENTRICITY</li> <li>TRUE POSITION</li> <li>ROUNDNESS</li> <li>CIRCULAR RUN OUT</li> <li>TOTAL RUN OUT</li> <li>CYLINDRICITY</li> <li>FINISH</li> </ul>	DO NOT SCALE DRAWING			
	TOLERANCES UNLESS OTHERWISE SPECIFIED			
	ANGLE ±1/2°			
	FRACTION ±1/32			
	DECIMAL			
	.00 ±.01			
	.000 ±.005			
	.0000 ±.0005			
	- UNLESS OTHERWISE SPECIFIED - REMOVE FIRST THREAD ON ALL TAPPED HOLES			
	BREAK ALL SHARP CORNERS .010 TO .020 STAMP OR MARK DRAWING NO.			
		DRAWN BY	DATE	DRAWING NO.
		SIETING	8-3-98	125167
		CHECKED BY	SCALE	SHEET OF REV.
				125167

