

D

C

B

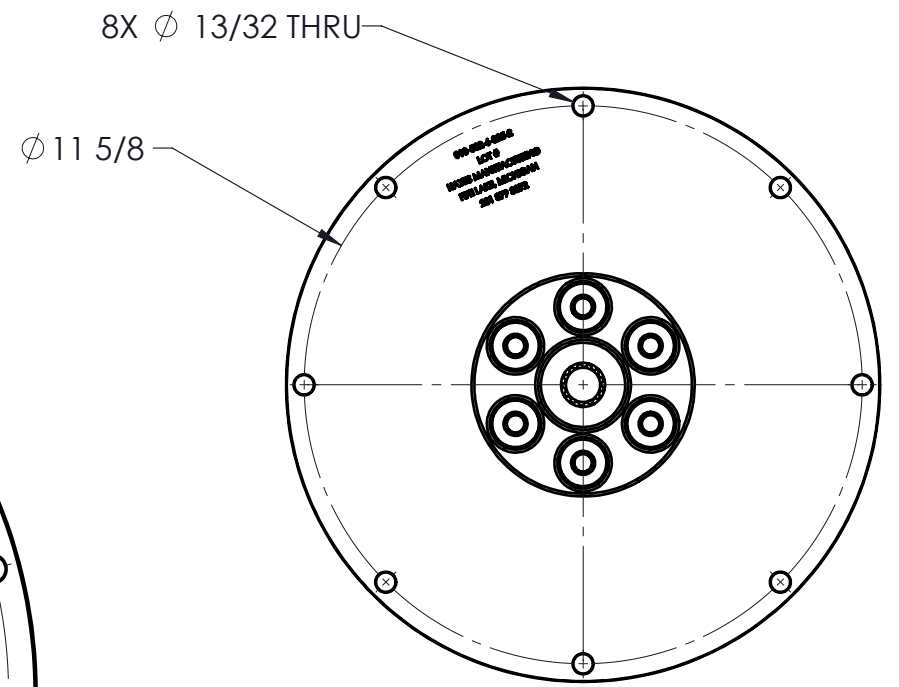
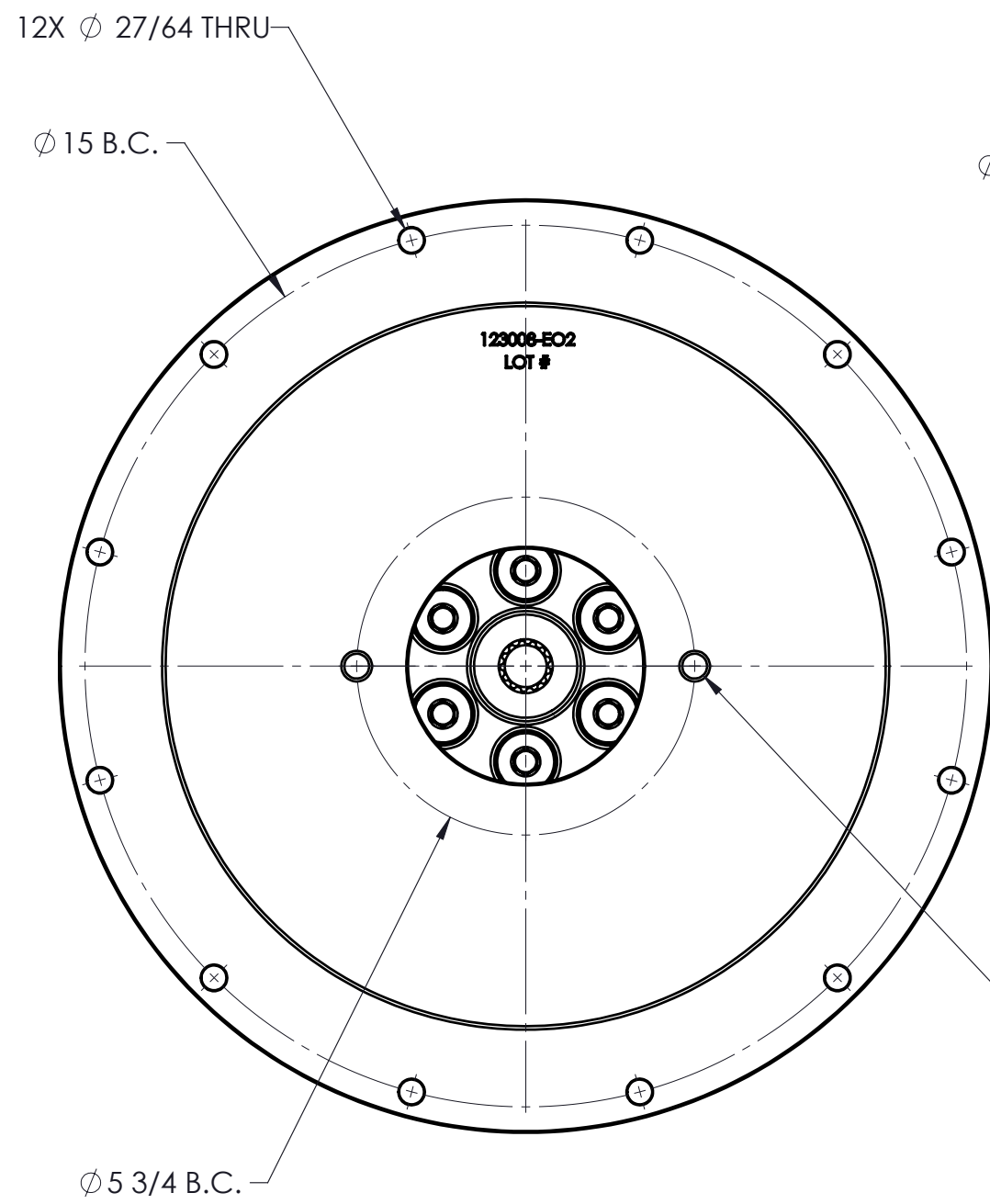
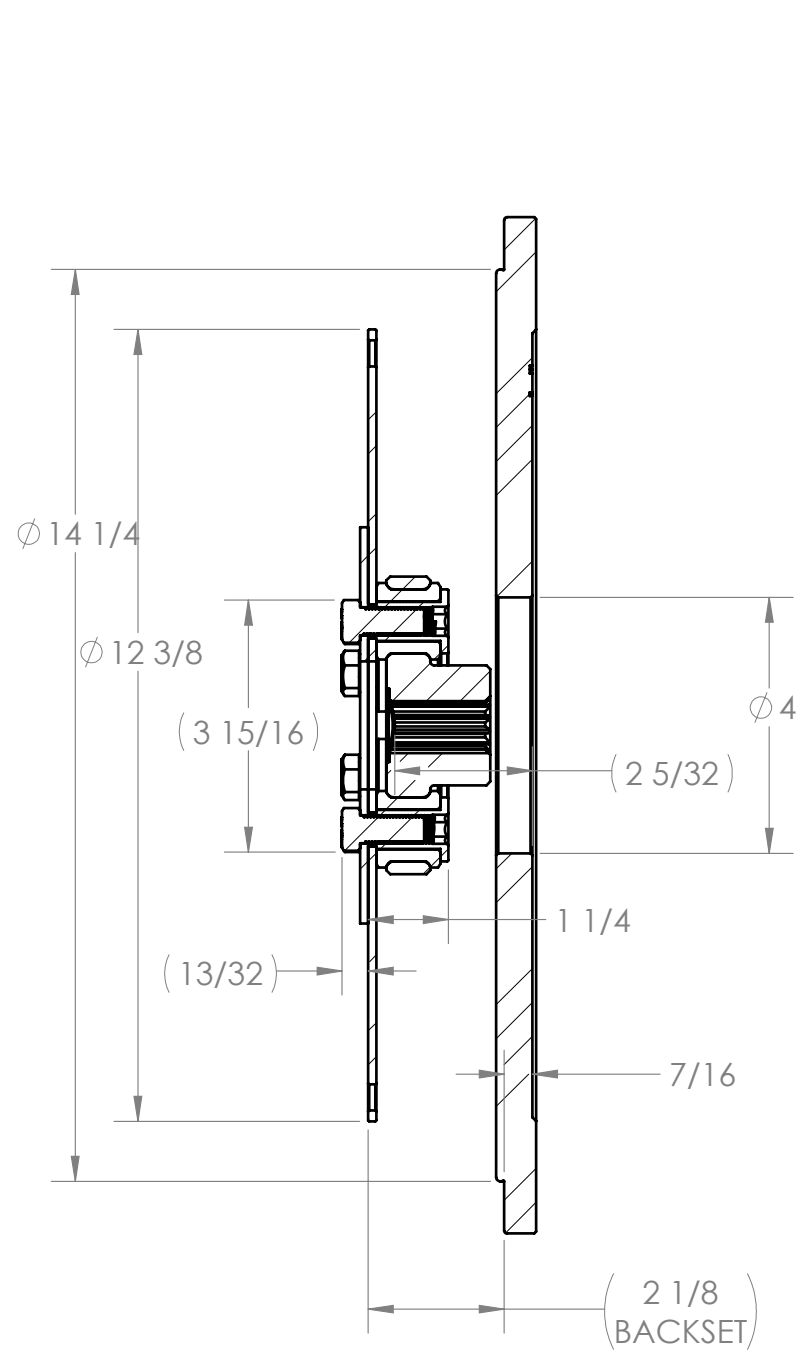
A

D

C

B

A



PUMP DRIVE SPECS	
FLYWHEEL	SAE 10
HOUSING	SAE 4
PUMP FLANGE	SAE B 2-BOLT
PUMP SHAFT	13T 16/32 "B"
HP RATING (@1800 RPM)	65

**PROPRIETARY AND CONFIDENTIAL**  
THE INFORMATION CONTAINED IN THIS DRAWING IS THE SOLE PROPERTY OF HAYES MANUFACTURING. ANY REPRODUCTION IN PART OR AS A WHOLE WITHOUT THE WRITTEN PERMISSION OF HAYES MANUFACTURING IS PROHIBITED.

UNLESS OTHERWISE SPECIFIED:  
DIMENSIONS ARE IN INCHES  
TOLERANCES:  
FRACTIONAL  $\pm 1/32$   
ANGULAR: MACH  $\pm 1/2^\circ$   
TWO DECIMAL  $\pm .01$   
THREE DECIMAL  $\pm .005$   
FOUR DECIMAL  $\pm .0005$

SYMBOLS  
□ FLATNESS  
○ ROUNDNESS  
// PARALLELISM  
∅ DIAMETER  
"R" RADIUS  
⊙ CONCENTRICITY  
⊕ TRUE POSITION  
⊥ PERPENDICULARITY  
⌒ CIRCULAR RUN OUT  
⌒ TOTAL RUN OUT  
└─ COUNTERBORE  
└─ COUNTERSINK  
▽ HOLE DEPTH  
≡ SYMMETRIC

CLASS  
SAE 10

DESCRIPTION  
10,4,13T16/32,B2,65

MAKE	WEIGHT	HEAT TREAT
X	38.09 LB	
BUY	VOLUME	FINISH
	CU.IN.	

ITEM NO.	PART NUMBER	DESCRIPTION	QTY.
1	131493	FLYWHEEL COUPLING ASSEMBLY	1
2	123008-EO2	PUMP MOUNT PLATE	1

	NAME	DATE
DRAWN	VHA	9/13/2021
PCM APPR.		
ENG APPR.	ZS	9/13/2022
SHIP. APPR.		
QA APPR.		
MATERIAL		

TITLE: PUMP DRIVE KIT

DWG. NO. 125473	REV D
--------------------	----------

DO NOT SCALE	SHEET 1 OF 4
--------------	--------------