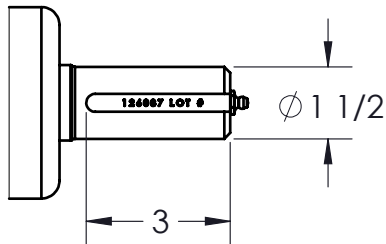


CUSTOMER DRAWING

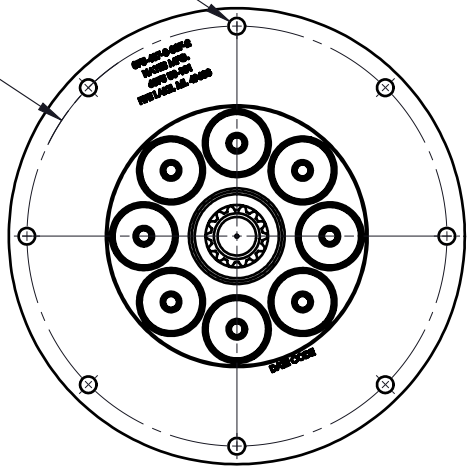
REVISIONS					
ZONE	REV.	DESCRIPTION	DATE	APR 1	APR 2
	A	UPDATED TO PILOTED BUSHINGS	12/8/2022	ZS	

D



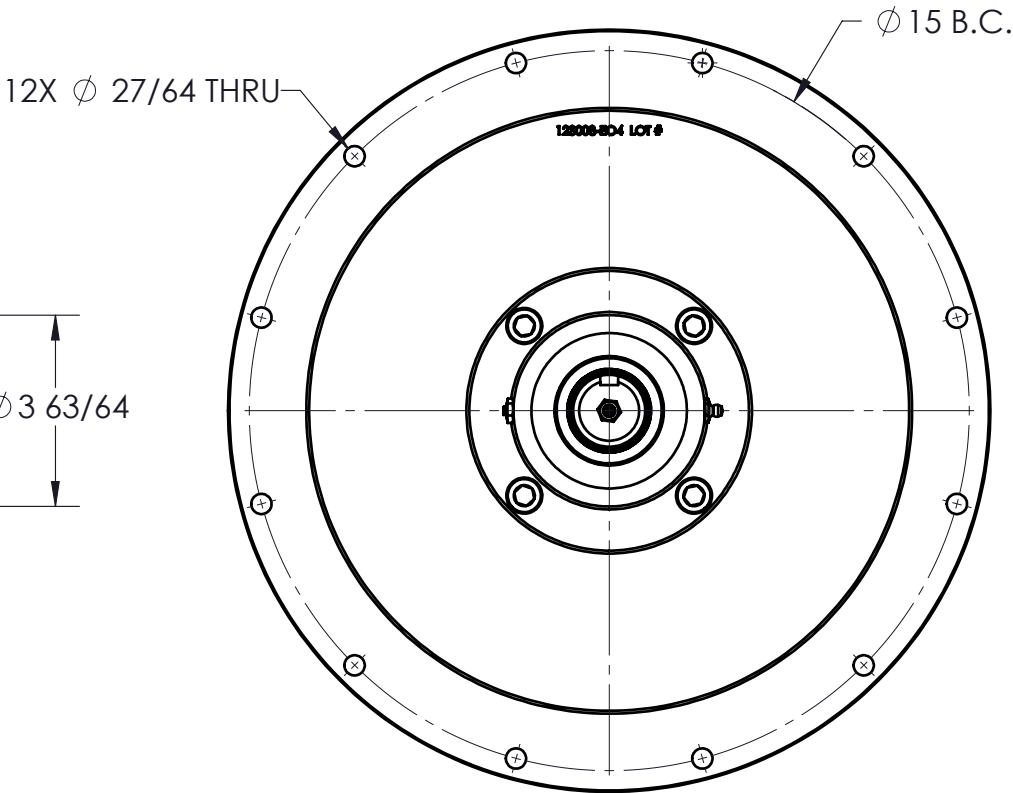
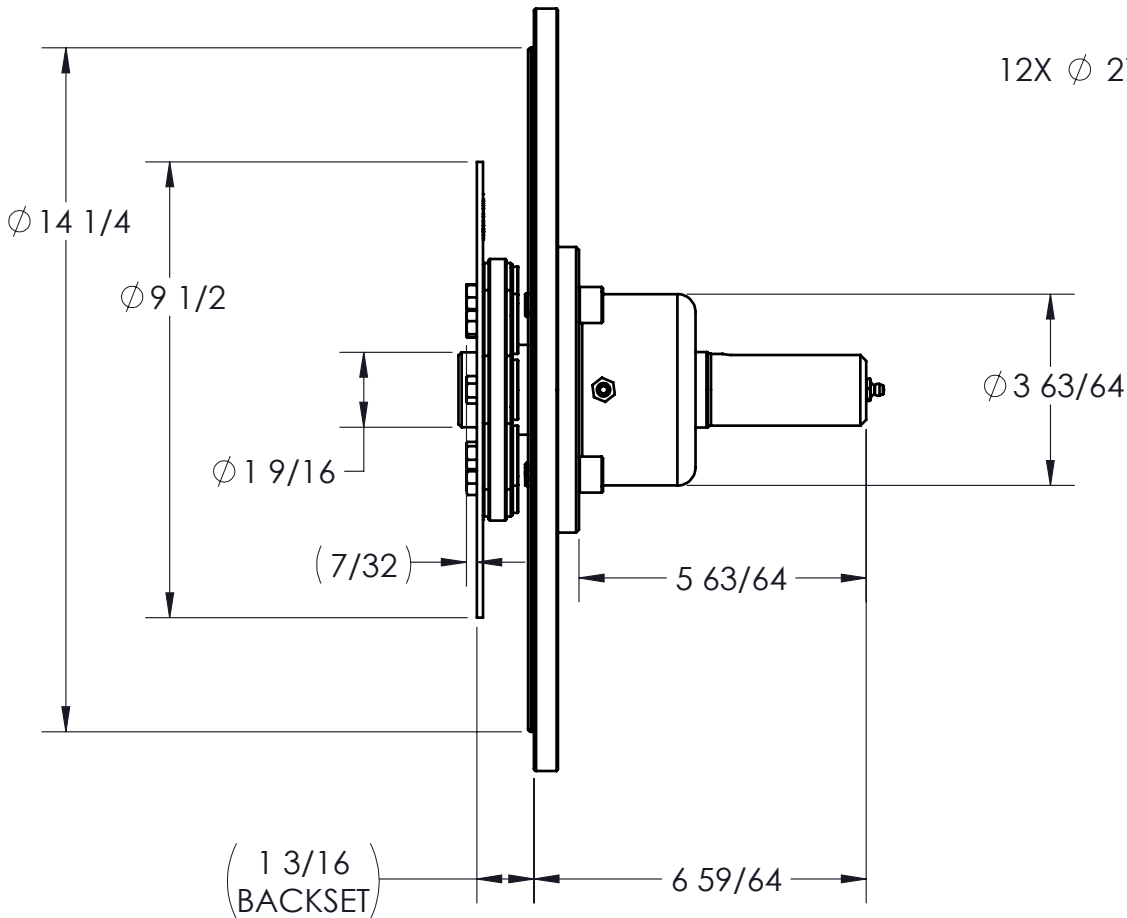
8X ϕ 11/32 THRU

ϕ 8 3/4 B.C.



COUPLING FRONT VIEW

C



B

COUPLING IS NOT SERVICEABLE

ITEM NO.	PART NUMBER	DESCRIPTION	QTY.
1	125052	FLYWHEEL COUPLING ASSEMBLY	1
2	126088	BEARING SUPPORT SUB ASSEMBLY	1
3	123008-EO4	PUMP MOUNT PLATE	1
4	1/2-13X1-1/8 SHCS	1/2-13 X 1-1/8 SHCS	4

A

PUMP DRIVE SPECS	
FLYWHEEL	SAE 7.5
HOUSING	SAE 4
PUMP SHAFT	1 1/2" SHAFT, 3/8" KEY
HP RATING (@1800 RPM)	250

PROPRIETARY AND CONFIDENTIAL
THE INFORMATION CONTAINED IN THIS DRAWING IS THE SOLE PROPERTY OF HAYES MANUFACTURING. ANY REPRODUCTION IN PART OR AS A WHOLE WITHOUT THE WRITTEN PERMISSION OF HAYES MANUFACTURING IS PROHIBITED.

UNLESS OTHERWISE SPECIFIED:
DIMENSIONS ARE IN INCHES
TOLERANCES:
FRACTIONAL \pm 1/32
ANGULAR: MACH \pm 1/2°
TWO DECIMAL \pm .01
THREE DECIMAL \pm .005
FOUR DECIMAL \pm .0005

SYMBOLS
FLATNESS
ROUNDNESS
PARALLELISM
DIAMETER
RADIUS
CONCENTRICITY
TRUE POSITION
PERPENDICULARITY
CIRCULAR RUN OUT
TOTAL RUN OUT
COUNTERBORE
COUNTERSINK
HOLE DEPTH
SYMMETRIC

CLASS
BS ASSY
DESCRIPTION
7-1/2,4,1-1/2,3
MAKE
X
BUY
WEIGHT
47.57 LB
VOLUME
CU.IN.
HEAT TREAT
FINISH

	NAME	DATE
DRAWN	VHA	12/8/2022
PCM APPR.		
ENG APPR.	ZS	12/9/2022
SHIP. APPR.		
QA APPR.	JM	12/9/2022
MATERIAL		

TITLE:
BEARING SUPPORT STUB
SHAFT KIT

DWG. NO.
126402

REV
A

DO NOT SCALE

SHEET 1 OF 5

A

B

C

D