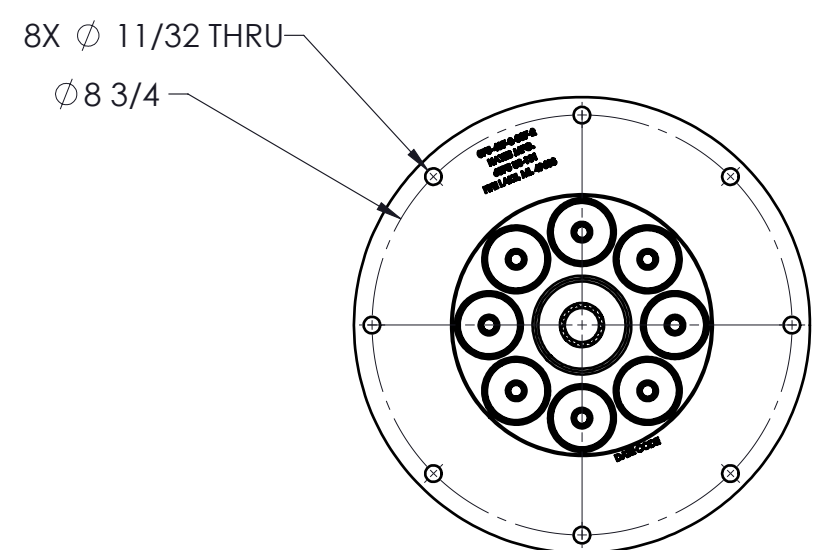
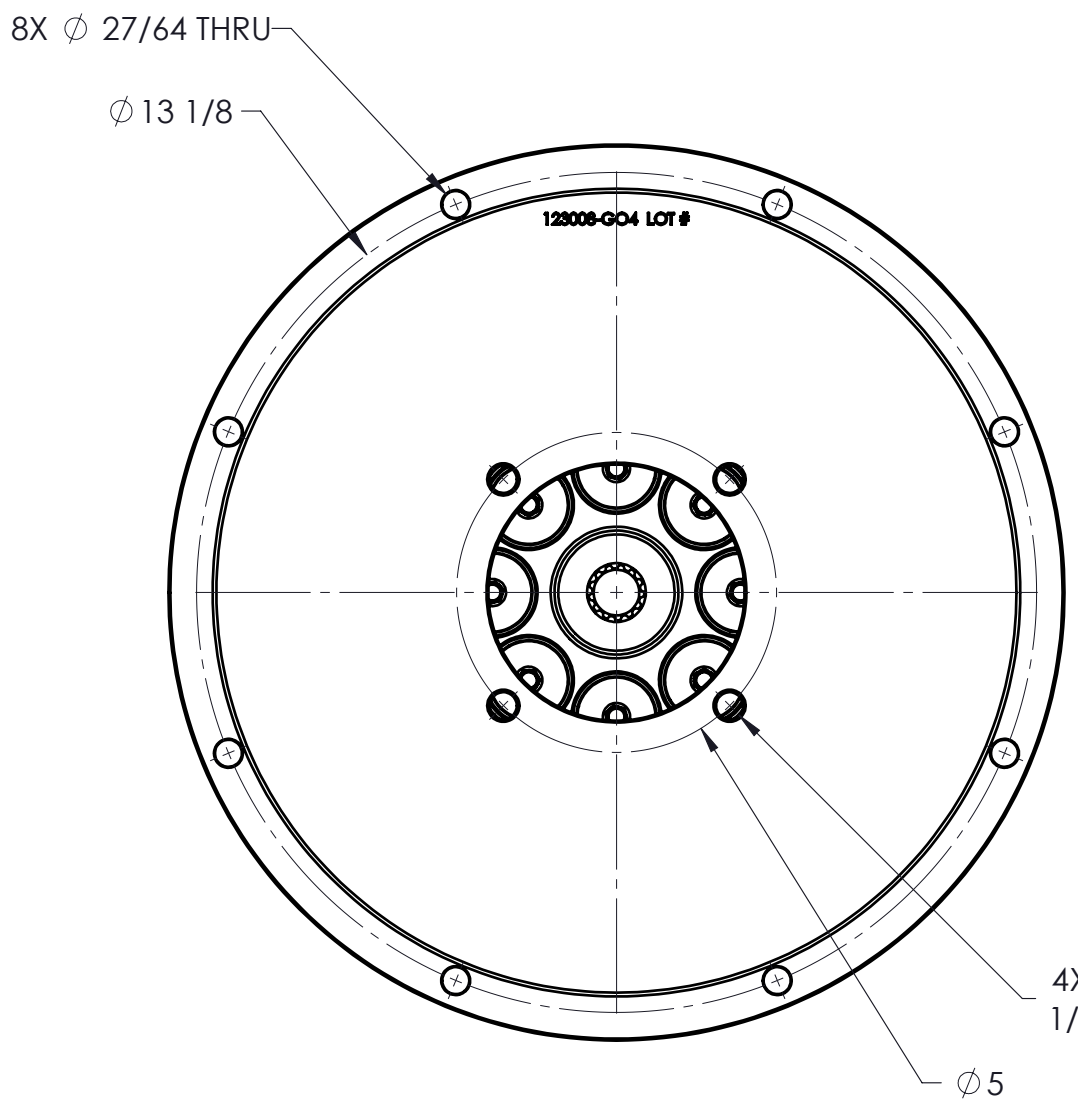
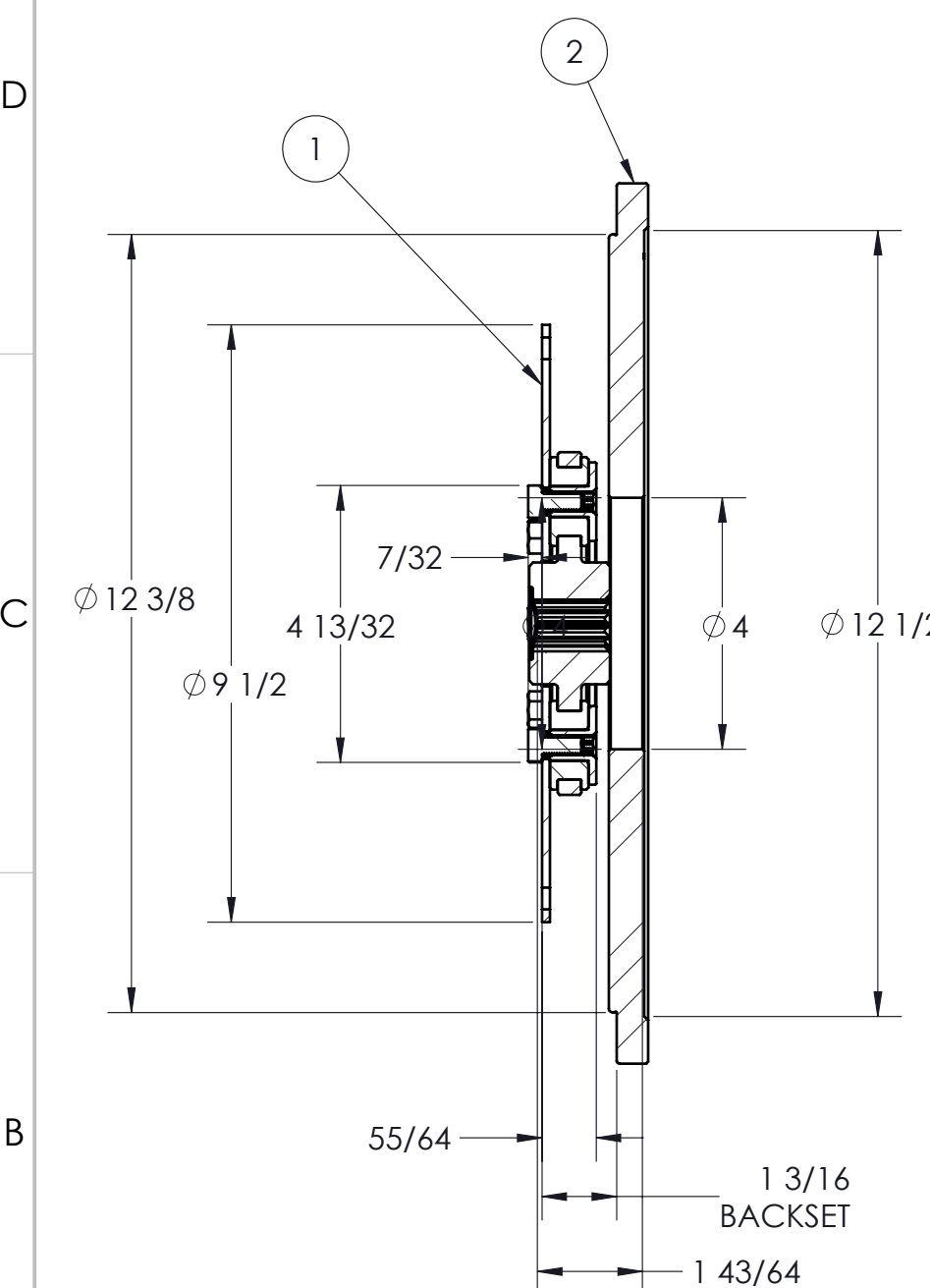


CUSTOMER DRAWING

REVISIONS					
ZONE	REV.	DESCRIPTION	DATE	APR 1	APR 2
	D	CHANGE TO PILOTED BUSHINGS	6/8/2023		



COUPLING IS NOT SERVICEABLE

PUMP DRIVE SPECS	
FLYWHEEL	SAE 7.5
HOUSING	SAE 5
PUMP FLANGE	SAE B 4-BOLT
PUMP SHAFT	13T 16/32 "B"
HP RATING (@1800 RPM)	75

PROPRIETARY AND CONFIDENTIAL
THE INFORMATION CONTAINED IN THIS DRAWING IS THE SOLE PROPERTY OF HAYES MANUFACTURING. ANY REPRODUCTION IN PART OR AS A WHOLE WITHOUT THE WRITTEN PERMISSION OF HAYES MANUFACTURING IS PROHIBITED.

UNLESS OTHERWISE SPECIFIED: DIMENSIONS ARE IN INCHES TOLERANCES: FRACTIONAL \pm 1/32 ANGULAR: MACH \pm 1/2° TWO DECIMAL \pm 0.01 THREE DECIMAL \pm 0.005 FOUR DECIMAL \pm 0.0005		SYMBOLS	
\square FLATNESS	\odot CONCENTRICITY	\sqcup COUNTERBORE	∇ COUNTERSINK
\bigcirc ROUNDNESS	\oplus TRUE POSITION	∇ HOLE DEPTH	\equiv SYMMETRIC
\parallel PARALLELISM	\perp PERPENDICULARITY	ϕ DIAMETER	\swarrow CIRCULAR RUN OUT
R RADIUS	\searrow TOTAL RUN OUT		
CLASS SAE 7-1/2		DESCRIPTION 7-1/2,5,13T16/32,B4,75	
MAKE X	WEIGHT 27.1 LB	HEAT TREAT	
BUY	VOLUME CU.IN.	FINISH	

ITEM NO.	PART NUMBER	DESCRIPTION	QTY.
1	127531	FLYWHEEL COUPLING ASSEMBLY	1
2	123008-GO4	PUMP MOUNT PLATE	1

DRAWN	NAME PJH	DATE 6/15/2023
PCM APPR.		
ENG APPR.		
SHIP. APPR.		
QA APPR.		
MATERIAL		

TITLE: PUMP DRIVE KIT	
DWG. NO. 127461	REV D
DO NOT SCALE	SHEET 1 OF 4

