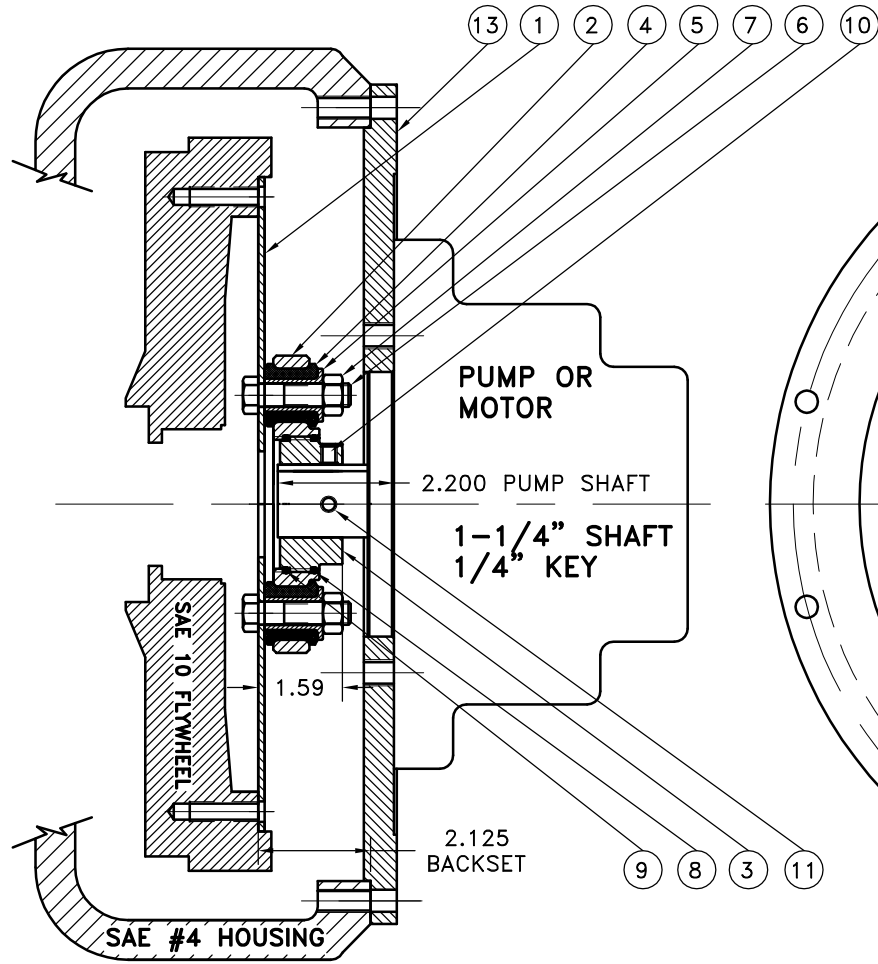
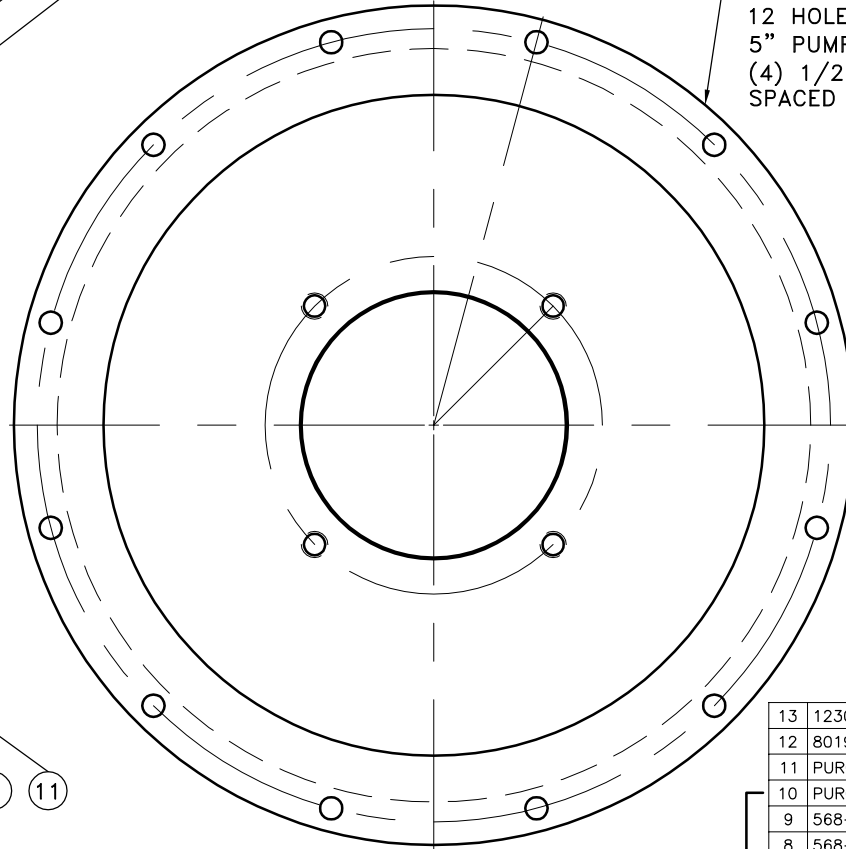


REV	DATE	CHANGE DESCRIPTION	MOD.BY	CK1	CK2



PT# 123008-EX4  
S.A.E. HOUSING MOUNT 27/64 DRILL THRU  
12 HOLES EQUALLY SPACED ON 15.00 B.C.  
5" PUMP PILOT S.A.E. "C" PUMP MOUNT.  
(4) 1/2-13 TAPPED HOLES EQUALLY  
SPACED ON 6.375 B.C.

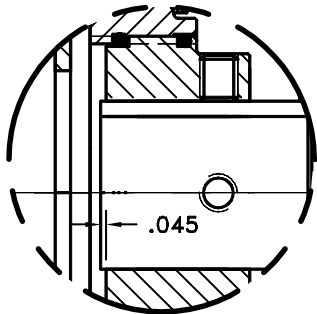


UP TO 110 HP

13	123008-EX4	PUMP MOUNT PLATE	1
12	801912	GREASE	1
11	PURCHASE	5/16-18x1/2 SSSCP	1
10	PURCHASE	5/16-18x3/8 SSSCP	1
9	568-143	O-RINGS (124473)	1
8	568-142	O-RINGS (124284-15)	1
7	N250	7/16-20 NUT	6
6	HX230	7/16-20 x 1-3/4" HHB	6
5	123000-00	STEEL BUSHING	6
4	H62500	NEOPRENE INSERT	6
3	124284-15	EXTERNAL SPLINED ADAPTER	1
2	124473	INTERNAL SPLINED HUB	1
1	123243-18	FLYWHEEL PLATE	1

COUPLING ASS'Y  
#127756

NOTE: REMOVE HUB FROM  
ASS'Y, PRESET HUB ON  
SHAFT & RE- ASSEMBLE  
USING NUT & BOLT  
GRADE LOC-TITE ON SET  
SCREWS



2.200 SHAFT LENGTH

THIS DRAWING IS THE PROPERTY OF HAYES MFG. INC. AND IS LOANED  
SUBJECT TO THE CONDITION THAT IT SHALL NOT BE REPRODUCED,  
COPIED, LOANED OR OTHERWISE DISPOSED OF, DIRECTLY OR INDIRECTLY.  
IT SHALL BE USED AS A MEANS OF REFERENCE TO WORK FURNISHED BY  
THIS COMPANY ONLY AND IS NOT TO BE SUBMITTED TO OUTSIDE PARTIES  
FOR EXAMINATION WITHOUT OUR CONSENT.

SYMBOLS	DET.	PART NUMBER	DESCRIPTION	QTY.
FLATNESS STRAIGHTNESS ANGULARITY SQUARENESS PARALLELISM CONCENTRICITY TRUE POSITION ROUNDNESS CIRCULAR RUN OUT TOTAL RUN OUT CYLINDRICITY FINISH	DO NOT SCALE DRAWING TOLERANCES UNLESS OTHERWISE SPECIFIED 12/32 MAXIMUM ANGLE ±1/2° FRACTION ±1/32 DECIMAL .00 ±.01 .000 ±.005 .0000 ±.0005	<b>HAYES</b> MANUFACTURING INC. ® TITLE FLYWHEEL COUPLING ASS'Y WITH PUMP MOUNT PLATE MATERIAL		
- UNLESS OTHERWISE SPECIFIED - REMOVE FIRST THREAD ON ALL TAPPED HOLES BREAK ALL SHARP CORNERS .010 TO .020 STAMP OR MARK DRAWING NO.		DRAWN BY LAWSON	DATE 11-5-04	DRAWING NO. 127754 SHEET OF REV.
		CHECKED BY	SCALE	