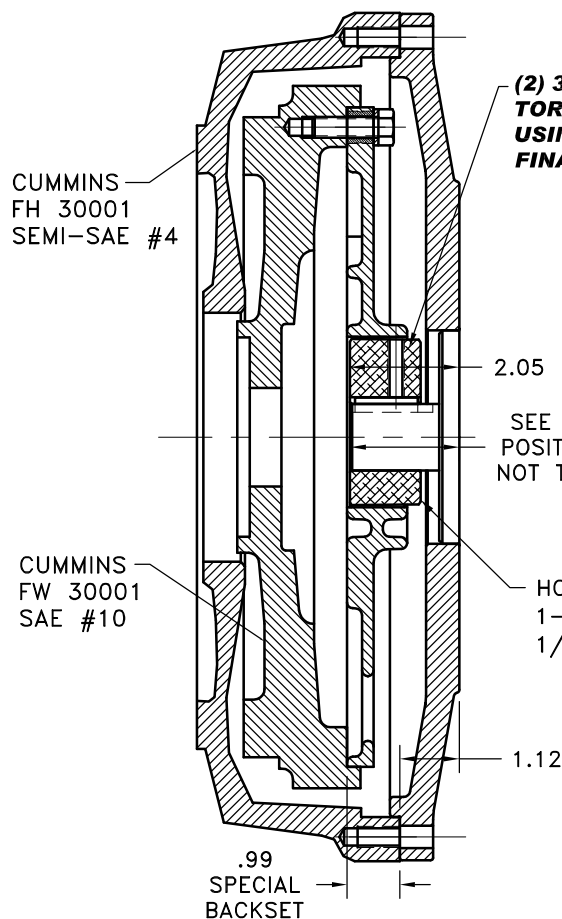


| REV | DATE | CHANGE DESCRIPTION | MOD.BY | CK1 | CK2 |
|-----|------|--------------------|--------|-----|-----|
| | | | | | |



**(2) 3/8" SET SCREWS
TORQUE BOTH TO 20 FT. LBS
USING TORQUE WRENCH AT
FINAL INSTALLATION**

2.05

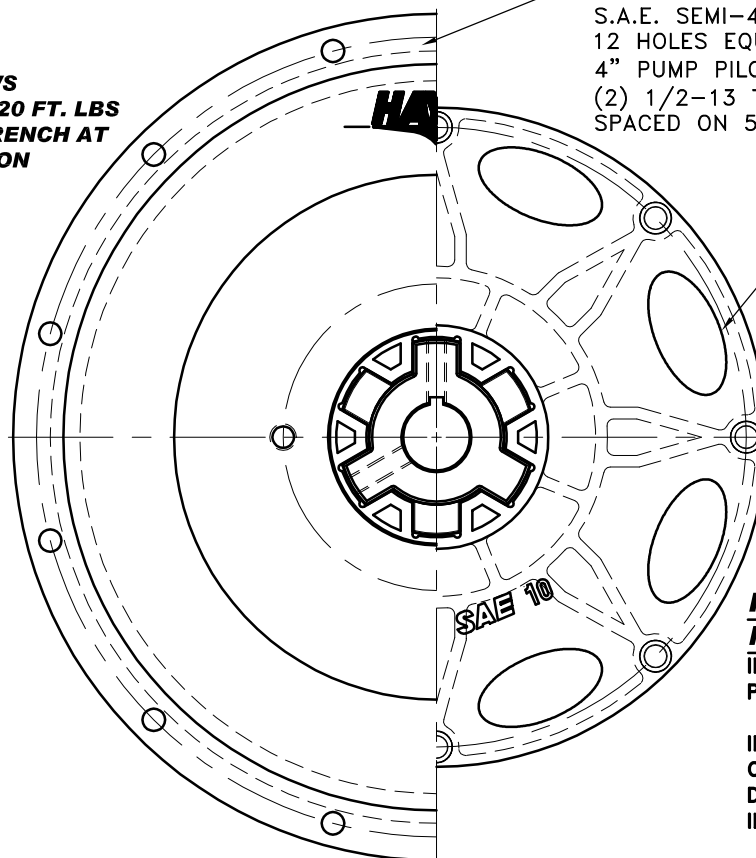
SEE BOX TO
POSITION HUB
NOT TO SCALE

CUMMINS
FW 30001
SAE #10

HC1-15
1-1/4" SHAFT
1/4" KEY

1.12

.99
SPECIAL
BACKSET



978003-02
S.A.E. SEMI-4 HOUSING MOUNT 27/64 DRILL THRU
12 HOLES EQUALLY SPACED ON 15.00 B.C.
4" PUMP PILOT S.A.E. "B" PUMP MOUNT.
(2) 1/2-13 TAPPED HOLES EQUALLY
SPACED ON 5.75 B.C.

C-010
S.A.E. 10 FIBERGLASS REINFORCED
NYLON DRIVE PLATE
(8) .416 HOLES EQ.
SPACED ON A 11.625 B.C.
"C" SERIES DRIVE

IMPORTANT INSTALLATION NOTE!!!!

IMPROPER INSTALLATION OF HUB COULD CAUSE
PREMATURE WEAR AND OR FAILURE.

IF YOU HAVE QUESTIONS CONCERNING LOCATION
OF METAL HUB ON PUMP SHAFT PLEASE CONTACT
DISTRIBUTOR OR FACTORY FOR FURTHER
INFORMATION.

**BOTH HUB SET SCREWS MUST BE PROPERLY
TORQUED TO 25 FT.LBS. USING TORQUE WRENCH .
PLEASE CONTACT DISTRIBUTOR OR FACTORY FOR
ANY FURTHER QUESTIONS.**

NOTE: REMOVE HUB FROM ASS'Y, PRESET HUB ON SHAFT
AS SHOWN. **TORQUE BOTH SET SCREWS TO 25 FT.LBS.
USING TORQUE WRENCH.** SHAFT SHOULD HAVE A
MINIMUM OF 3/4" OF ENGAGEMENT IF NOT CONTACT
FACTORY FOR RECOMMENDATIONS (231) 879-3372 TO
GET HUB PRESET USE THIS EQUATION:

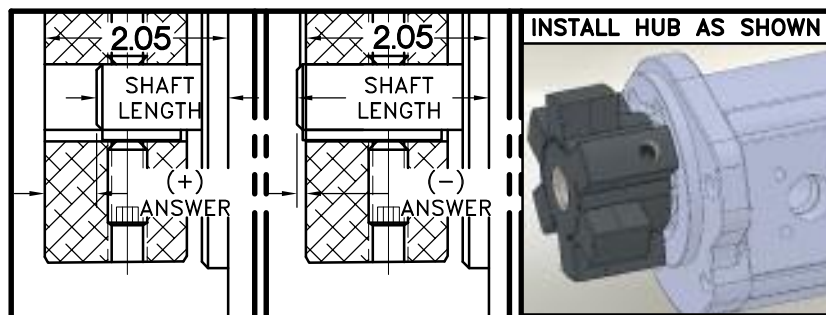
PERFORM CALCULATION BELOW:

2.05- SHAFT LENGTH - HUB PRESET

IF YOUR ANSWER IS (+) SHAFT IS INSIDE OF HUB, IF
YOUR ANSWER IS (-) SHAFT STICKS OUT OF HUB.
(SEE BOXES)

THIS DRAWING IS THE PROPERTY OF HAYES MFG. INC. AND IS LOANED
SUBJECT TO THE CONDITION THAT IT SHALL NOT BE REPRODUCED,
COPIED, LOANED OR OTHERWISE DISPOSED OF, DIRECTLY OR INDIRECTLY.
IT SHALL BE USED AS A MEANS OF REFERENCE TO WORK FURNISHED BY
THIS COMPANY ONLY AND IS NOT TO BE SUBMITTED TO OUTSIDE PARTIES
FOR EXAMINATION WITHOUT OUR CONSENT.

**NOTE: THIS STEP IS IMPORTANT TO
ENSURE FULL SHAFT ENGAGEMENT.**



INSTALL HUB AS SHOWN



| | | | |
|---|-----------|---------------------|---|
| 4 | 977645 | BOLT KIT | 1 |
| 3 | 978003-02 | SAE 4 HOUSING | 1 |
| 2 | HC1-15 | HEX~FLX HUB | 1 |
| 1 | C-010 | HEX~FLX DRIVE PLATE | 1 |

| SYMBOLS | DET. | PART NUMBER | DESCRIPTION | QTY. |
|---|--|--|-----------------------------|--|
| FLATNESS STRAIGHTNESS ANGULARITY PERPENDICULARITY PARALLELISM CONCENTRICITY TRUE POSITION ROUNDNESS CIRCULAR RUN OUT TOTAL RUN OUT CYLINDRICITY FINISH | DO NOT SCALE DRAWING TOLERANCES UNLESS OTHERWISE SPECIFIED 125 MAXIMUM ANGLE ±1/2° FRACTION ±1/32 DECIMAL .00 ±.01 .000 ±.005 .0000 ±.0005 | | | |
| HAYES MANUFACTURING INC. ® | | | | |
| TITLE CUMMINS 3.3L HEX~FLX ASS'Y | | | | |
| MATERIAL | | | | |
| - UNLESS OTHERWISE SPECIFIED - REMOVE FIRST THREAD ON ALL TAPPED HOLES BREAK ALL SHARP CORNERS .010 TO .020 STAMP OR MARK DRAWING NO. | | DRAWN BY SIETING CHECKED BY RJH | DATE 07-14-2009 SCALE | DRAWING NO. 015-0-HC1-15-B2 SHEET OF REV. |