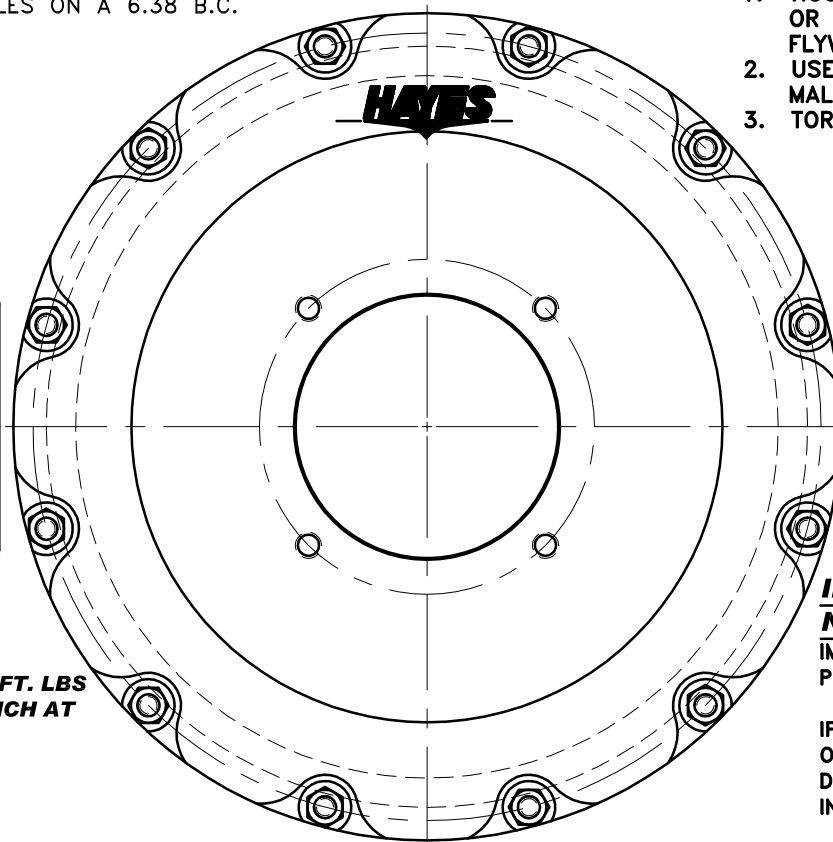
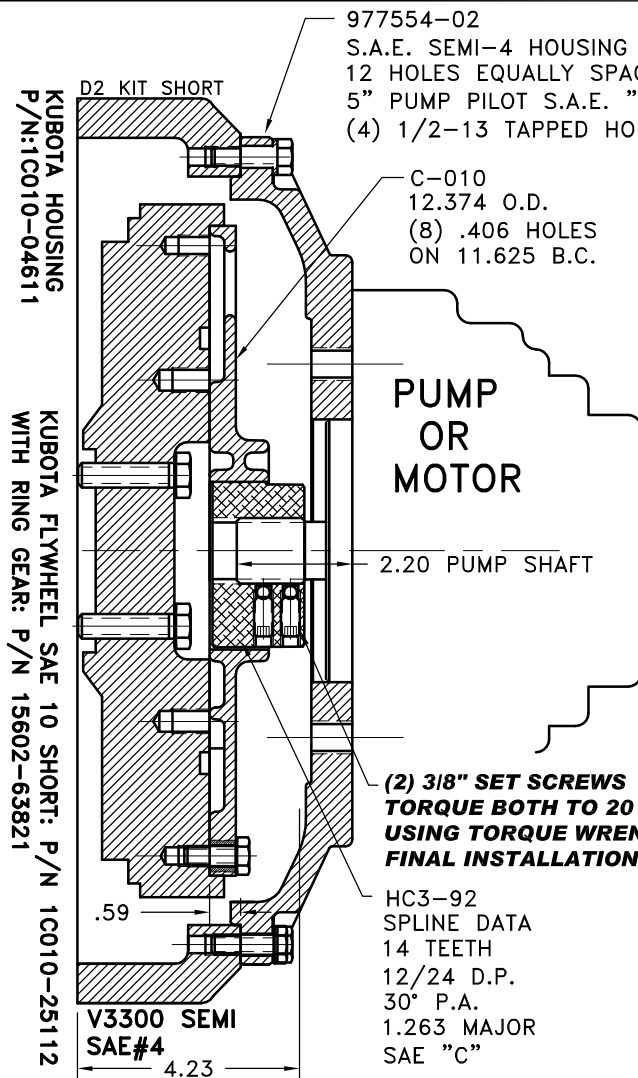


REV	DATE	CHANGE DESCRIPTION	MOD.BY	CK1	CK2



#### NOTES:

1. HOUSING WILL FIT THE KUBOTA V3300-TE-2 OR ANY KUBOTA USING THE FLYWHEEL AND FLYWHEEL HOUSING LISTED ON THIS DRAWING.
2. USE FURNISHED COUPLING GREASE ON BOTH MALE AND FEMALE SPLINE.
3. TORQUE ALL M10 BOLTS 29-33 FT.LBS.

#### IMPORTANT INSTALLATION

##### NOTE!!!!

IMPROPER INSTALLATION OF HUB COULD CAUSE PREMATURE WEAR AND OR FAILURE.

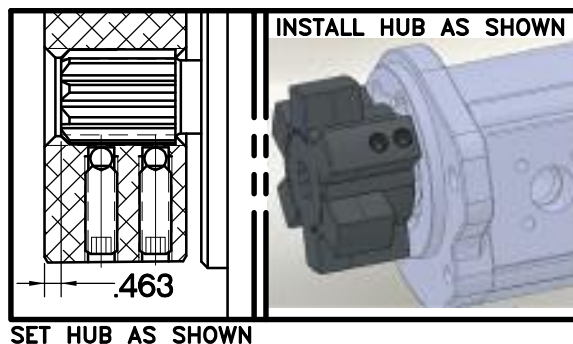
IF YOU HAVE QUESTIONS CONCERNING LOCATION OF METAL HUB ON PUMP SHAFT PLEASE CONTACT DISTRIBUTOR OR FACTORY FOR FURTHER INFORMATION.

**BOTH HUB SET SCREWS MUST BE PROPERLY TORQUED TO 25 FT.LBS. USING TORQUE WRENCH . PLEASE CONTACT DISTRIBUTOR OR FACTORY FOR ANY FURTHER QUESTIONS.**

#### NOTE: THIS STEP IS IMPORTANT TO ENSURE FULL SPLINE ENGAGEMENT.

- 1) PRESET HUB ON SHAFT AS SHOWN.
- 2) IF YOUR PUMP SHAFT VARIES FROM THE DRAWN SHAFT LENGTH, CONTACT FACTORY FOR RECOMMENDATIONS.
- 3) **TORQUE BOTH SET SCREWS TO 25 FT.LBS. USING TORQUE WRENCH.**
- 4) SHAFT SHOULD HAVE FULL SPLINE ENGAGEMENT INTO HUB, IF NOT CONTACT FACTORY FOR RECOMMENDATIONS (231) 879-3372.

THIS DRAWING IS THE PROPERTY OF HAYES MFG. INC. AND IS LOANED SUBJECT TO THE CONDITION THAT IT SHALL NOT BE REPRODUCED, COPIED, LOANED OR OTHERWISE DISPOSED OF, DIRECTLY OR INDIRECTLY. IT SHALL BE USED AS A MEANS OF REFERENCE TO WORK FURNISHED BY THIS COMPANY ONLY AND IS NOT TO BE SUBMITTED TO OUTSIDE PARTIES FOR EXAMINATION WITHOUT OUR CONSENT.



4	977554-02	SEMI SAE#4 HOUSING	1
3	977645	BOLT KIT	1
2	HC3-92	HEX~FLX HUB	1
1	C-010	HEX~FLX DRIVE PLATE	1

SYMBOLS	DET.	PART NUMBER	DESCRIPTION	QTY.
FLATNESS STRAIGHTNESS ANGULARITY PERPENDICULARITY PARALLELISM CONCENTRICITY TRUE POSITION ROUNDNESS CIRCULAR RUN OUT TOTAL RUN OUT CYLINDRICITY FINISH	DO NOT SCALE DRAWING TOLERANCES UNLESS OTHERWISE SPECIFIED .125 MAXIMUM ANGLE $\pm 1/2^\circ$ FRACTION $\pm 1/32$ DECIMAL .00 $\pm .01$ .000 $\pm .005$ .0000 $\pm .0005$			
<b>HAYES</b> MANUFACTURING INC. ®				
<b>TITLE</b> KUBOTA V3300 HEX~FLX ASS'Y				
<b>MATERIAL</b>				
- UNLESS OTHERWISE SPECIFIED - REMOVE FIRST THREAD ON ALL TAPPED HOLES BREAK ALL SHARP CORNERS .010 TO .020 STAMP OR MARK DRAWING NO.		DRAWN BY SIETING	DATE 03-24-08	DRAWING NO. 033-0-HC3-92-C4
		CHECKED BY RJH	SCALE	SHEET OF REV.