

REV	DATE	CHANGE DESCRIPTION	MOD.BY	CK1	CK2

123008-G02
S.A.E 5 HOUSING MOUNT
12.38 PILOT
(8) 27/64 HOLES ON A 13.13 B.C.
S.A.E "B" PUMP MOUNT, 4" PILOT
(2) 1/2-13 TAPPED HOLES ON A 5.75 B.C.

B-065
S.A.E. 6 1/2 FIBERGLASS REINFORCED
NYLON DRIVE PLATE
(6) .343 HOLES EQ.
SPACED ON A 7.88 B.C.
"B" SERIES DRIVE

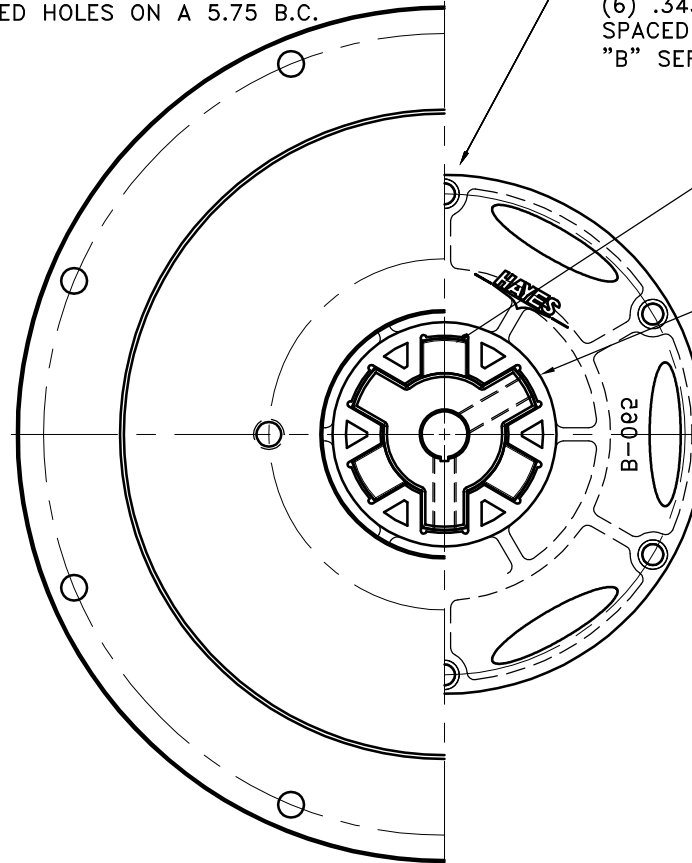
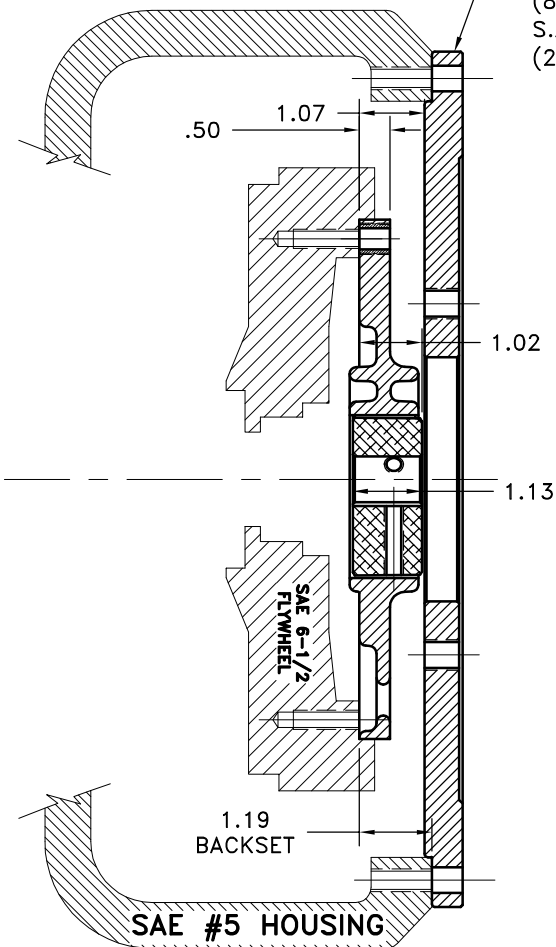
(2) 3/8" SET SCREWS
**TORQUE BOTH TO 20 FT. LBS
USING TORQUE WRENCH AT
FINAL INSTALLATION**

HB1-40
3/4" SHAFT
1/8" KEY

IMPORTANT INSTALLATION NOTE!!!!
IMPROPER INSTALLATION OF HUB COULD CAUSE
PREMATURE WEAR AND OR FAILURE.

IF YOU HAVE QUESTIONS CONCERNING LOCATION
OF METAL HUB ON PUMP SHAFT PLEASE CONTACT
DISTRIBUTOR OR FACTORY FOR FURTHER
INFORMATION

**BOTH HUB SET SCREWS MUST BE PROPERLY
TORQUED TO 25 FT.LBS. USING TORQUE WRENCH.**
PLEASE CONTACT DISTRIBUTOR OR FACTORY FOR
ANY FURTHER QUESTIONS.



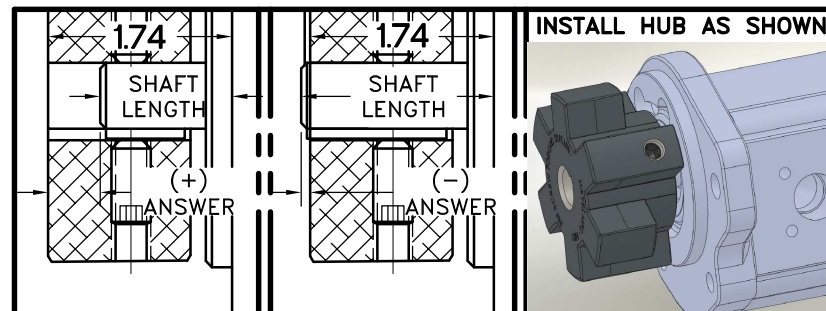
NOTE: REMOVE HUB FROM ASS'Y, PRESET HUB ON SHAFT
AS SHOWN. **TORQUE BOTH SET SCREWS TO 25 FT.LBS.
USING TORQUE WRENCH.** SHAFT SHOULD HAVE A
MINIMUM OF 3/4" OF ENGAGEMENT IF NOT CONTACT
FACTORY FOR RECOMMENDATIONS (231) 879-3372 TO
GET HUB PRESET USE THIS EQUATION:

PERFORM CALCULATION BELOW:

1.74 - SHAFT LENGTH - HUB PRESET

IF YOUR ANSWER IS (+) SHAFT IS INSIDE OF HUB, IF
YOUR ANSWER IS (-) SHAFT STICKS OUT OF HUB.
(SEE BOXES)

NOTE: THIS STEP IS IMPORTANT TO
ENSURE FULL SHAFT ENGAGEMENT.



**B TORQUE RANGE
(30-75 HP)**

3	123008-G02	PUMP MOUNT PLATE	1
2	HB1-40	B SERIES HEX~FLX HUB	1
1	B-065	SAE 6 1/2 HEX~FLX DRIVE PLATE	1

DET.	PART NUMBER	DESCRIPTION	QTY.
3	123008-G02	PUMP MOUNT PLATE	1
2	HB1-40	B SERIES HEX~FLX HUB	1
1	B-065	SAE 6 1/2 HEX~FLX DRIVE PLATE	1

SYMBOLS FLATNESS STRAIGHTNESS ANGULARITY PERPENDICULARITY PARALLELISM CONCENTRICITY TRUE POSITION ROUNDNESS CIRCULAR RUN OUT TOTAL RUN OUT CYLINDRICITY FINISH	DO NOT SCALE DRAWING TOLERANCES UNLESS OTHERWISE SPECIFIED .125" MAXIMUM ANGLE ±1/2" FRACTION ±1/32 DECIMAL .00 ±.01 .000 ±.005 .0000 ±.0005	HAYES MANUFACTURING INC. ® TITLE HEX~FLX COUPLING ASS'Y MATERIAL
CLASS MAKE: <input type="checkbox"/> BUY: <input type="checkbox"/>	DRAWN BY SIETING CHECKED BY RJH	DATE 09-17-2009 SCALE DRAWING NO. B-065-HB1-40-G02 SHEET OF REV.

THIS DRAWING IS THE PROPERTY OF HAYES MFG. INC. AND IS LOANED
SUBJECT TO THE CONDITION THAT IT SHALL NOT BE REPRODUCED,
COPIED, LOANED OR OTHERWISE DISPOSED OF, DIRECTLY OR INDIRECTLY.
IT SHALL BE USED AS A MEANS OF REFERENCE TO WORK FURNISHED BY
THIS COMPANY ONLY AND IS NOT TO BE SUBMITTED TO OUTSIDE PARTIES
FOR EXAMINATION WITHOUT OUR CONSENT.