

REV	DATE	CHANGE DESCRIPTION	MOD.BY	CK1	CK2

123008-G02  
S.A.E 5 HOUSING MOUNT, 12.38 PILOT  
(8) 27/64 HOLES ON A 13.13 B.C.  
S.A.E "B" PUMP MOUNT, 4.00 PILOT  
(2) 1/2-13 TAPPED HOLES  
ON A 5.75 B.C.

B-065  
S.A.E. 6 1/2 FIBERGLASS REINFORCED  
NYLON DRIVE PLATE  
(6) .343 HOLES EQ.  
SPACED ON A 7.88 B.C.  
"B" SERIES DRIVE

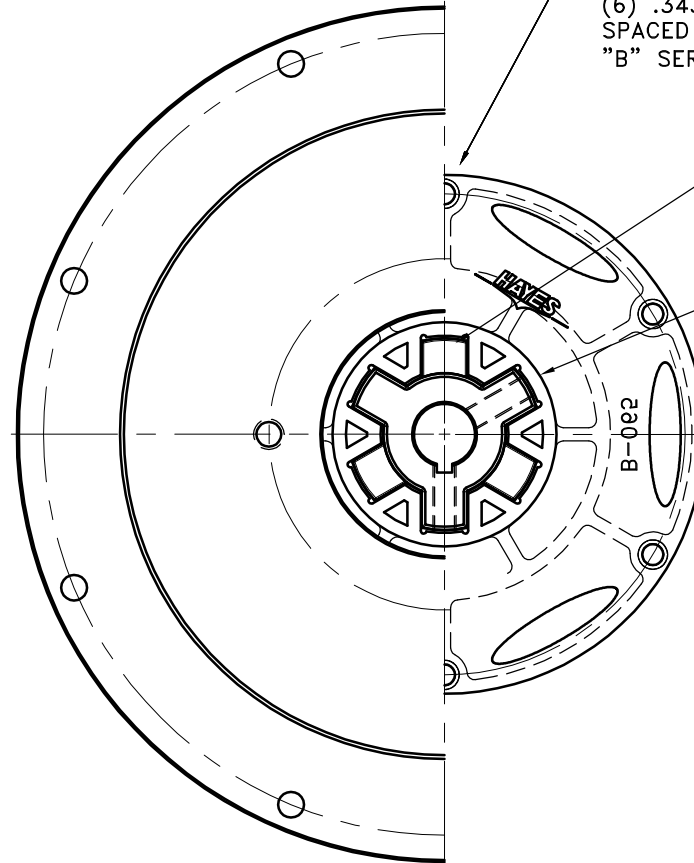
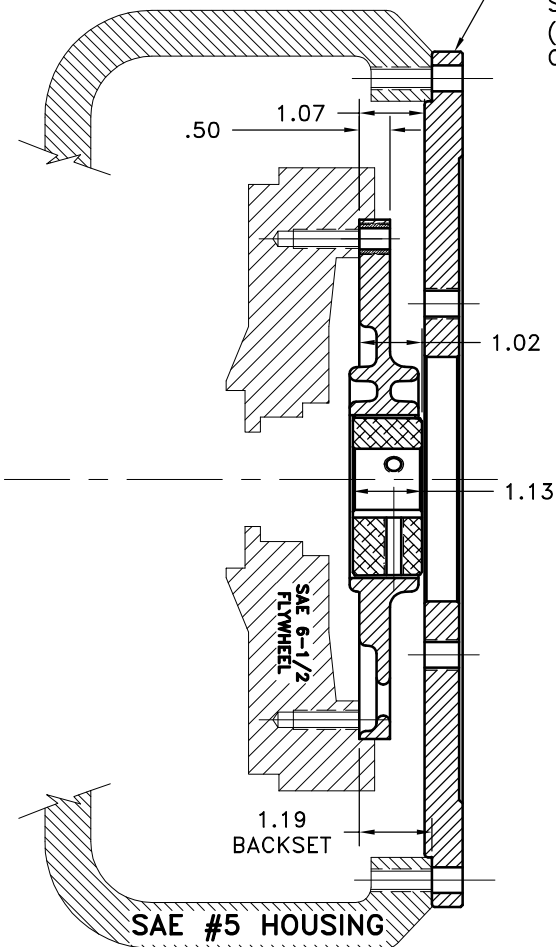
(2) 3/8" SET SCREWS  
TORQUE BOTH TO 25  
FT. LBS USING  
TORQUE WRENCH AT  
FINAL INSTALLATION

HB1-41  
7/8" SHAFT  
1/4" KEY

**IMPORTANT INSTALLATION NOTE!!!!**  
IMPROPER INSTALLATION OF HUB COULD CAUSE  
PREMATURE WEAR AND OR FAILURE.

IF YOU HAVE QUESTIONS CONCERNING LOCATION  
OF METAL HUB ON PUMP SHAFT PLEASE CONTACT  
DISTRIBUTOR OR FACTORY FOR FURTHER  
INFORMATION

**BOTH HUB SET SCREWS MUST BE PROPERLY  
TORQUED TO 25 FT.LBS. USING TORQUE WRENCH.**  
PLEASE CONTACT DISTRIBUTOR OR FACTORY FOR  
ANY FURTHER QUESTIONS.



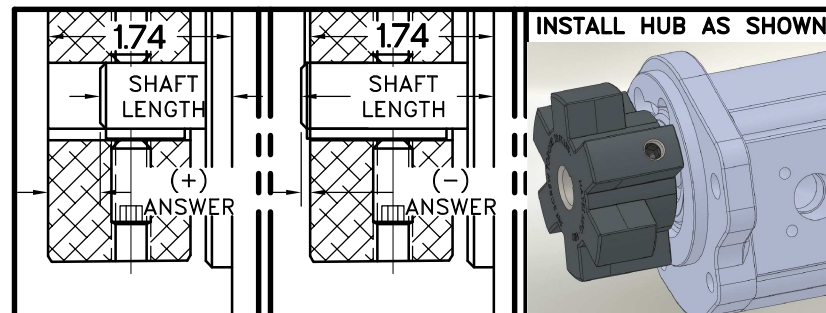
NOTE: REMOVE HUB FROM ASS'Y, PRESET HUB ON SHAFT  
AS SHOWN. **TORQUE BOTH SET SCREWS TO 25 FT.LBS.  
USING TORQUE WRENCH.** SHAFT SHOULD HAVE A  
MINIMUM OF 3/4" OF ENGAGEMENT IF NOT CONTACT  
FACTORY FOR RECOMMENDATIONS (231) 879-3372 TO  
GET HUB PRESET USE THIS EQUATION:

**PERFORM CALCULATION BELOW:**

**1.74 - SHAFT LENGTH - HUB PRESET**

IF YOUR ANSWER IS (+) SHAFT IS INSIDE OF HUB, IF  
YOUR ANSWER IS (-) SHAFT STICKS OUT OF HUB.  
(SEE BOXES)

NOTE: THIS STEP IS IMPORTANT TO  
ENSURE FULL SHAFT ENGAGEMENT.



**B TORQUE RANGE  
(30-75 HP)**

3	123008-G02	PUMP MOUNT PLATE	1
2	HB1-41	B SERIES HEX~FLX HUB	1
1	B-065	SAE 6-1/2 HEX~FLX DRIVE PLATE	1

DET.	PART NUMBER	DESCRIPTION	QTY.
3	123008-G02	PUMP MOUNT PLATE	1
2	HB1-41	B SERIES HEX~FLX HUB	1
1	B-065	SAE 6-1/2 HEX~FLX DRIVE PLATE	1

<b>SYMBOLS</b> FLATNESS STRAIGHTNESS ANGULARITY PERPENDICULARITY PARALLELISM CONCENTRICITY TRUE POSITION ROUNDNESS CIRCULAR RUN OUT TOTAL RUN OUT CYLINDRICITY FINISH	DO NOT SCALE DRAWING TOLERANCES UNLESS OTHERWISE SPECIFIED 125 MAXIMUM ANGLE ±1/2° FRACTION ±1/32 DECIMAL .00 ±.01 .000 ±.005 .0000 ±.0005	<b>HAYES</b> MANUFACTURING INC. ®  <b>TITLE</b> HEX~FLEX COUPLING ASSEMBLY  <b>MATERIAL</b>
---	--	---

<b>CLASS</b> SAE 6.5 <b>DESCRIPTION</b> B-065,5,7/8x1/4xG02,75	<b>MAKE:</b> <input checked="" type="checkbox"/> <b>BUY:</b> <input type="checkbox"/>	<b>DRAWN BY</b> KNH <b>CHECKED BY</b> RJH	<b>DATE</b> 10/10/2013 <b>SCALE</b>	<b>DRAWING NO.</b> B-065-HB1-41-G02 <b>SHEET</b> <b>OF</b> <b>REV.</b>
---	---	--	---	--

THIS DRAWING IS THE PROPERTY OF HAYES MFG. INC. AND IS LOANED  
SUBJECT TO THE CONDITION THAT IT SHALL NOT BE REPRODUCED,  
COPIED, LOANED OR OTHERWISE DISPOSED OF, DIRECTLY OR INDIRECTLY.  
IT SHALL BE USED AS A MEANS OF REFERENCE TO WORK FURNISHED BY  
THIS COMPANY ONLY AND IS NOT TO BE SUBMITTED TO OUTSIDE PARTIES  
FOR EXAMINATION WITHOUT OUR CONSENT.