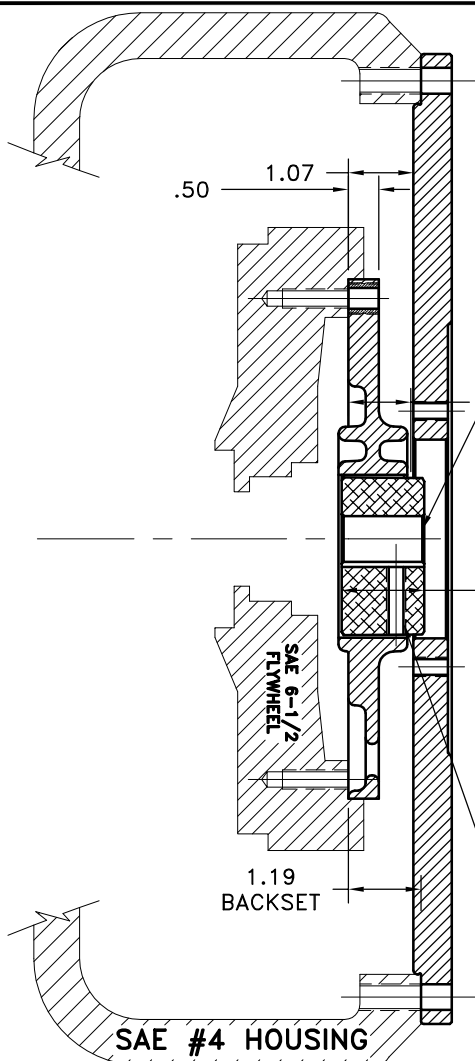
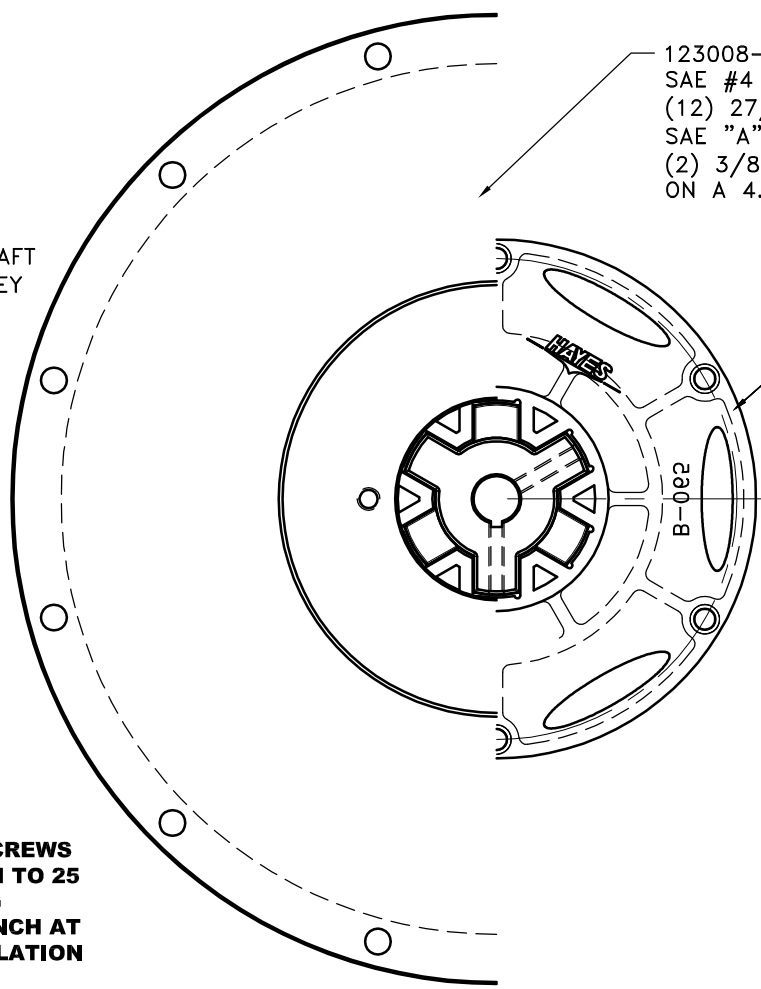


REV	DATE	CHANGE DESCRIPTION	MOD.BY	CK1	CK2



HB2-07  
3/4" SHAFT  
3/16" KEY

**(2) 3/8" SET SCREWS  
TORQUE BOTH TO 25  
FT. LBS USING  
TORQUE WRENCH AT  
FINAL INSTALLATION**



123008-EN2  
SAE #4 HOUSING MOUNT, 14.25 PILOT  
(12) 27/64 HOLES ON A 15.00 B.C.  
SAE "A" PUMP MOUNT, 3.25 PILOT  
(2) 3/8-16 TAPPED HOLES  
ON A 4.18 B.C.

B-065  
S.A.E. 6 1/2 FIBERGLASS REINFORCED  
NYLON DRIVE PLATE  
(6) .343 HOLES EQ.  
SPACED ON A 7.88 B.C.  
"B" SERIES DRIVE

**IMPORTANT INSTALLATION NOTE!!!!**  
**IMPROPER INSTALLATION OF HUB COULD CAUSE  
PREMATURE WEAR AND OR FAILURE.**

**IF YOU HAVE QUESTIONS CONCERNING LOCATION  
OF METAL HUB ON PUMP SHAFT PLEASE CONTACT  
DISTRIBUTOR OR FACTORY FOR FURTHER  
INFORMATION**

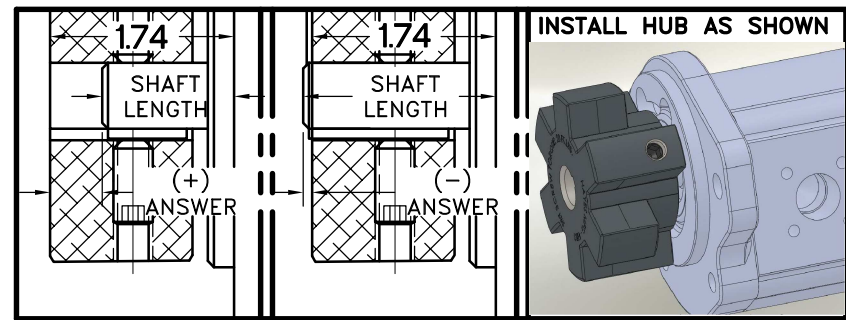
**BOTH HUB SET SCREWS MUST BE PROPERLY  
TORQUED TO 25 FT.LBS. USING TORQUE WRENCH.  
PLEASE CONTACT DISTRIBUTOR OR FACTORY FOR  
ANY FURTHER QUESTIONS.**

**NOTE: REMOVE HUB FROM ASS'Y, PRESET HUB ON SHAFT  
AS SHOWN. TORQUE BOTH SET SCREWS TO 25 FT.LBS.  
USING TORQUE WRENCH. SHAFT SHOULD HAVE A  
MINIMUM OF 3/4" OF ENGAGEMENT IF NOT CONTACT  
FACTORY FOR RECOMMENDATIONS (231) 879-3372 TO  
GET HUB PRESET USE THIS EQUATION:**

**PERFORM CALCULATION BELOW:  
1.74 - SHAFT LENGTH - HUB PRESET**

**IF YOUR ANSWER IS (+) SHAFT IS INSIDE OF HUB, IF  
YOUR ANSWER IS (-) SHAFT STICKS OUT OF HUB.  
(SEE BOXES)**

**NOTE: THIS STEP IS IMPORTANT TO  
ENSURE FULL SHAFT ENGAGEMENT.**



**B TORQUE RANGE  
(30-75 HP)**

DET.	PART NUMBER	DESCRIPTION	QTY.
3	123008-EN2	PUMP MOUNT PLATE	1
2	HB2-07	B SERIES HEX~FLX HUB	1
1	B-065	SAE 6 1/2 HEX~FLX DRIVE PLATE	1

SYMBOLS		DET.		PART NUMBER		DESCRIPTION		QTY.	
	FLATNESS	DO NOT SCALE DRAWING TOLERANCES UNLESS OTHERWISE SPECIFIED 125 MAXIMUM ANGLE ±1/2" FRACTION ±1/32 DECIMAL .00 ±.01 .000 ±.005 .0000 ±.0005							
	STRAIGHTNESS								
	ANGULARITY								
	PERPENDICULARITY								
	PARALLELISM								
	CONCENTRICITY								
	TRUE POSITION								
	ROUNDNESS								
	CIRCULAR RUN OUT								
	TOTAL RUN OUT								
	CYLINDRICITY								
	FINISH								
CLASS		MAKE: <input type="checkbox"/> BUY: <input type="checkbox"/>		DRAWN BY		DATE		DRAWING NO.	
DESCRIPTION		SIETING		06-14-2011		SCALE		B-065-HB2-07-EN2	
		CHECKED BY		R/JH				SHEET OF REV.	



TITLE  
**HEX~FLX COUPLING ASS'Y**

THIS DRAWING IS THE PROPERTY OF HAYES MFG. INC. AND IS LOANED SUBJECT TO THE CONDITION THAT IT SHALL NOT BE REPRODUCED, COPIED, LOANED OR OTHERWISE DISPOSED OF, DIRECTLY OR INDIRECTLY. IT SHALL BE USED AS A MEANS OF REFERENCE TO WORK FURNISHED BY THIS COMPANY ONLY AND IS NOT TO BE SUBMITTED TO OUTSIDE PARTIES FOR EXAMINATION WITHOUT OUR CONSENT.