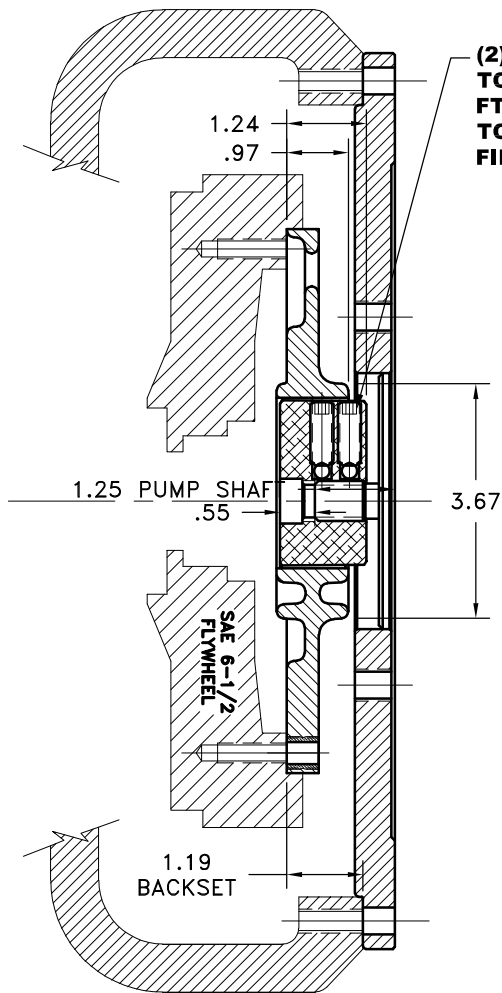
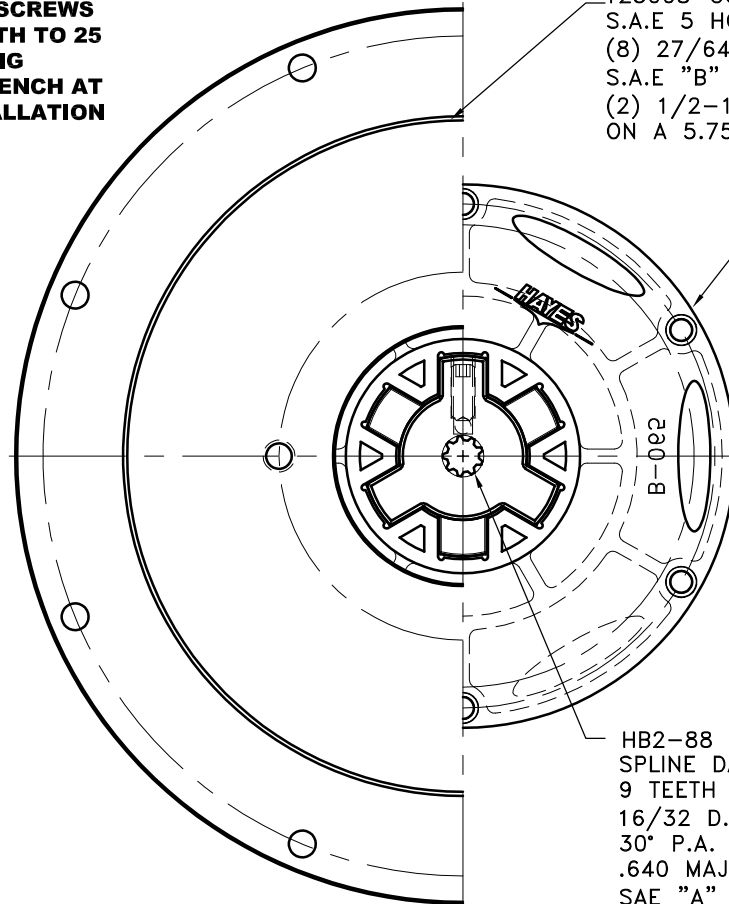


REV	DATE	CHANGE DESCRIPTION	MOD.BY	CK1	CK2



**(2) 3/8" SET SCREWS
TORQUE BOTH TO 25
FT. LBS USING
TORQUE WRENCH AT
FINAL INSTALLATION**



123008-G02
S.A.E 5 HOUSING MOUNT, 12.38 PILOT
(8) 27/64 HOLES ON A 13.13 B.C.
S.A.E "B" PUMP MOUNT, 4.00 PILOT
(2) 1/2-13 TAPPED HOLES
ON A 5.75 B.C.

B-065
S.A.E. 6 1/2 FIBERGLASS REINFORCED
NYLON DRIVE PLATE
(6) 11/32 HOLES EQ.
SPACED ON A 7 7/8 B.C.
"B" SERIES DRIVE

IMPORTANT INSTALLATION NOTE!!!!
**IMPROPER INSTALLATION OF HUB COULD CAUSE
PREMATURE WEAR AND OR FAILURE.**

**IF YOU HAVE QUESTIONS CONCERNING LOCATION
OF METAL HUB ON PUMP SHAFT PLEASE CONTACT
DISTRIBUTOR OR FACTORY FOR FURTHER
INFORMATION**

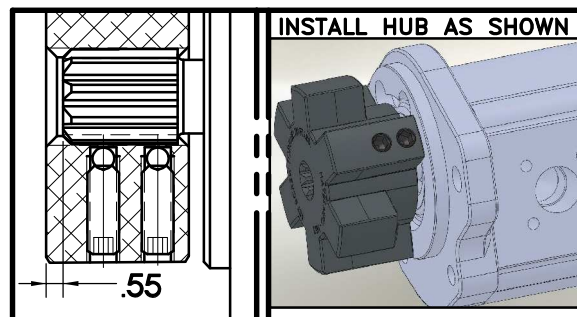
**BOTH HUB SET SCREWS MUST BE PROPERLY
TORQUED TO 25 FT.LBS. USING TORQUE WRENCH.
PLEASE CONTACT DISTRIBUTOR OR FACTORY FOR
ANY FURTHER QUESTIONS.**

SAE #5 HOUSING

**NOTE: THIS STEP IS IMPORTANT TO
ENSURE FULL SPLINE ENGAGEMENT.**

- 1) PRESET HUB ON SHAFT AS SHOWN.
- 2) IF YOUR PUMP SHAFT VARIES FROM THE DRAWN SHAFT LENGTH, CONTACT FACTORY FOR RECOMMENDATIONS.
- 3) **TORQUE BOTH SET SCREWS TO 25 FT.LBS. USING TORQUE WRENCH.**
- 4) **SHAFT SHOULD HAVE FULL SPLINE ENGAGEMENT INTO HUB, IF NOT CONTACT FACTORY FOR RECOMMENDATIONS (231) 879-3372.**

THIS DRAWING IS THE PROPERTY OF HAYES MFG. INC. AND IS LOANED SUBJECT TO THE CONDITION THAT IT SHALL NOT BE REPRODUCED, COPIED, LOANED OR OTHERWISE DISPOSED OF, DIRECTLY OR INDIRECTLY. IT SHALL BE USED AS A MEANS OF REFERENCE TO WORK FURNISHED BY THIS COMPANY ONLY AND IS NOT TO BE SUBMITTED TO OUTSIDE PARTIES FOR EXAMINATION WITHOUT OUR CONSENT.



SET HUB AS SHOWN

**"B" SERIES TORQUE RANGE
30-75 HP**

3	123008-G02	PUMP MOUNT PLATE	1
2	HB2-88	B SERIES HEX~FLX HUB	1
1	B-065	SAE 6 1/2 HEX~FLX DRIVE PLATE	1

SYMBOLS		DET.	PART NUMBER	DESCRIPTION	QTY.
DO NOT SCALE DRAWING TOLERANCES UNLESS OTHERWISE SPECIFIED 125 MAXIMUM ANGLE ±1/2° FRACTION ±1/32 DECIMAL .00 ±.01 .000 ±.005 .0000 ±.0005 FINISH					
CLASS SAE 6.5 MAKE: <input checked="" type="checkbox"/> BUY: <input type="checkbox"/>		TITLE HEX-FLX PUMP DRIVE KIT MATERIAL			
DESCRIPTION 6-1/2,5,9T16/32,B2		DRAWN BY SIETING CHECKED BY		DATE 10-19-2015 SCALE DRAWING NO. B-065-HB2-88-G02 SHEET OF REV.	