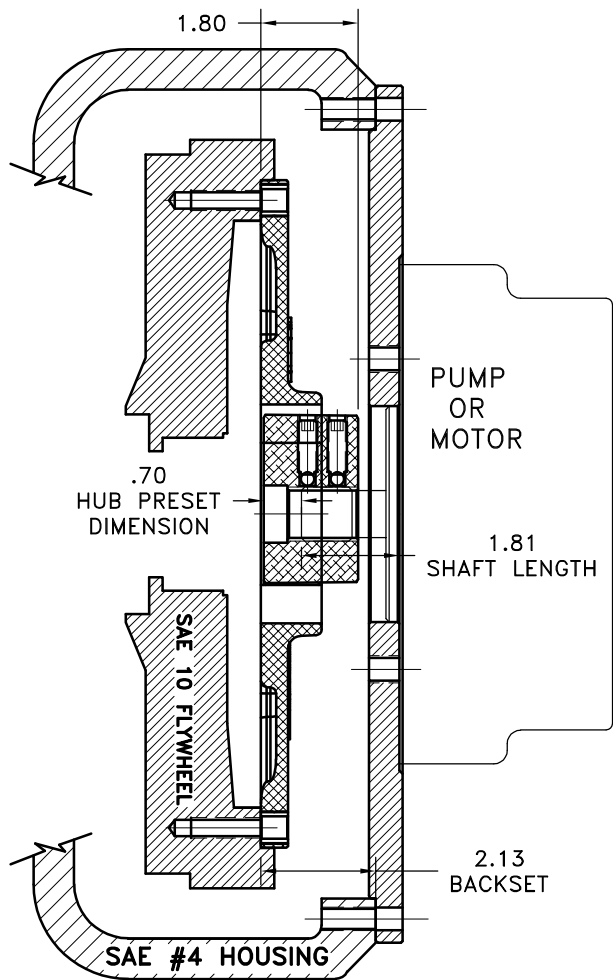
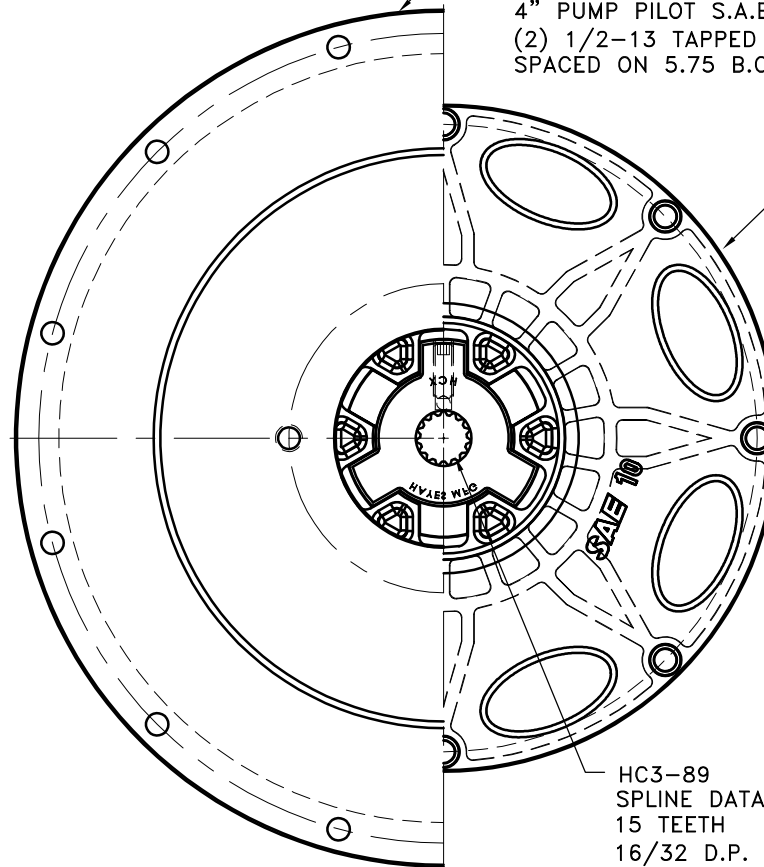


REV	DATE	CHANGE DESCRIPTION	MOD.BY	CK1	CK2
B	05/13/2019	ADDED C-010-QA FLYWHEEL	JESSE	JM	ML



PT# 123008-E02
 S.A.E. HOUSING MOUNT 27/64 DRILL THRU
 12 HOLES EQUALLY SPACED ON 15.00 B.C.
 4" PUMP PILOT S.A.E. "B" PUMP MOUNT.
 (2) 1/2-13 TAPPED HOLES EQUALLY
 SPACED ON 5.75 B.C.

C-010-QA
 S.A.E. 10 FIBERGLASS REINFORCED
 NYLON DRIVE PLATE
 (8) .416 HOLES EQ.
 SPACED ON A 11.625 B.C.
 "C" SERIES DRIVE



IMPORTANT INSTALLATION NOTE!!!!
 IMPROPER INSTALLATION OF HUB COULD CAUSE
 PREMATURE WEAR AND OR FAILURE.

IF YOU HAVE QUESTIONS CONCERNING LOCATION
 OF METAL HUB ON PUMP SHAFT PLEASE CONTACT
 DISTRIBUTOR OR FACTORY FOR FURTHER
 INFORMATION

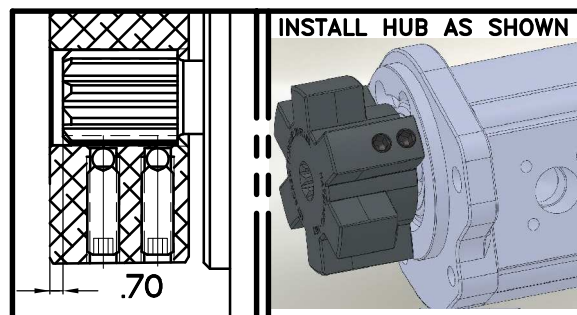
**BOTH HUB SET SCREWS MUST BE PROPERLY
 TORQUED TO 25 FT.LBS. USING TORQUE WRENCH.**
 PLEASE CONTACT DISTRIBUTOR OR FACTORY FOR
 ANY FURTHER QUESTIONS.

HC3-89
 SPLINE DATA
 15 TEETH
 16/32 D.P.
 30° P.A.
 1.016 MAJOR
 SAE "B-B"

**"C" SERIES TORQUE RANGE
 65-175 HP**

**NOTE: THIS STEP IS IMPORTANT TO
 ENSURE FULL SPLINE ENGAGEMENT.**

- 1) PRESET HUB ON SHAFT AS SHOWN.
- 2) IF YOUR PUMP SHAFT VARIES FROM THE DRAWN
 SHAFT LENGTH, CONTACT FACTORY FOR
 RECOMMENDATIONS.
- 3) **TORQUE BOTH SET SCREWS TO 25 FT.LBS. USING
 TORQUE WRENCH.**
- 4) SHAFT SHOULD HAVE FULL SPLINE ENGAGEMENT INTO
 HUB, IF NOT CONTACT FACTORY FOR
 RECOMMENDATIONS (231) 879-3372.



SET HUB AS SHOWN

DET.	PART NUMBER	DESCRIPTION	QTY.
3	123008-E02	PUMP MOUNT PLTE	1
2	HC3-89	C SERIES HEX~FLX HUB	1
1	C-010-QA	SAE 10 HEX~FLX DRIVE PLATE	1

SYMBOLS ——— FLATNESS ——— STRAIGHTNESS ——— ANGULARITY ——— PERPENDICULARITY ——— PARALLELISM ——— CONCENTRICITY ——— TRUE POSITION ——— ROUNDNESS ——— CIRCULAR RUN OUT ——— TOTAL RUN OUT ——— CYLINDRICITY ——— FINISH	DO NOT SCALE DRAWING TOLERANCES UNLESS OTHERWISE SPECIFIED .125" MAXIMUM ANGLE ±1/2° FRACTION ±1/32 DECIMAL .00 ±.01 .000 ±.005 .0000 ±.0005	HAYES MANUFACTURING INC. ® TITLE HEX~FLX "C" SERIES 2 PIECE COUPLING MATERIAL
---	--	--

CLASS SAE 10	MAKE: <input checked="" type="checkbox"/> BUY: <input type="checkbox"/>	DRAWN BY SIETING	DATE 04-07-08	DRAWING NO. C-010-HC3-89-E02
DESCRIPTION 10,4,15T16/32,B2		CHECKED BY RJH	SCALE	SHEET OF REV.

THIS DRAWING IS THE PROPERTY OF HAYES MFG. INC. AND IS LOANED
 SUBJECT TO THE CONDITION THAT IT SHALL NOT BE REPRODUCED,
 COPIED, LOANED OR OTHERWISE DISPOSED OF, DIRECTLY OR INDIRECTLY.
 IT SHALL BE USED AS A MEANS OF REFERENCE TO WORK FURNISHED BY
 THIS COMPANY ONLY AND IS NOT TO BE SUBMITTED TO OUTSIDE PARTIES
 FOR EXAMINATION WITHOUT OUR CONSENT.