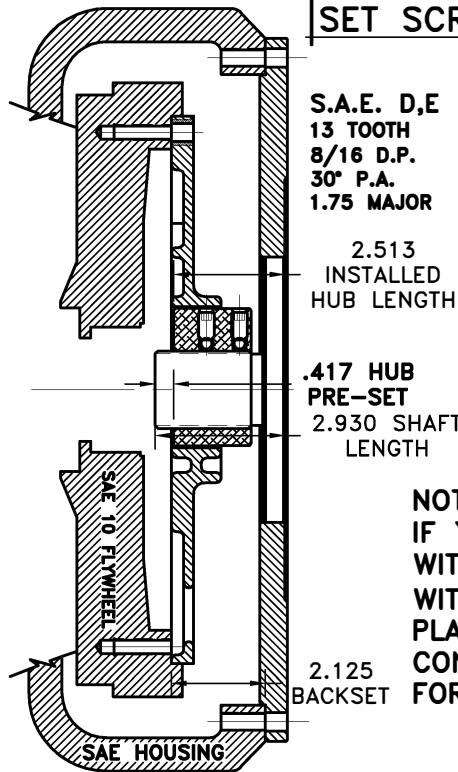
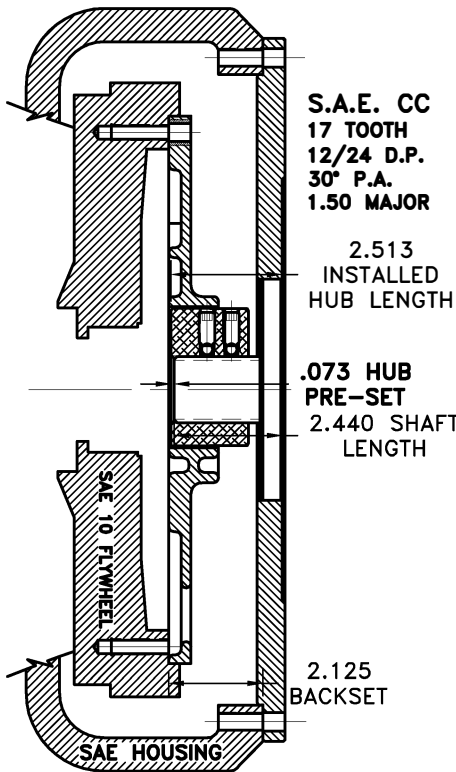
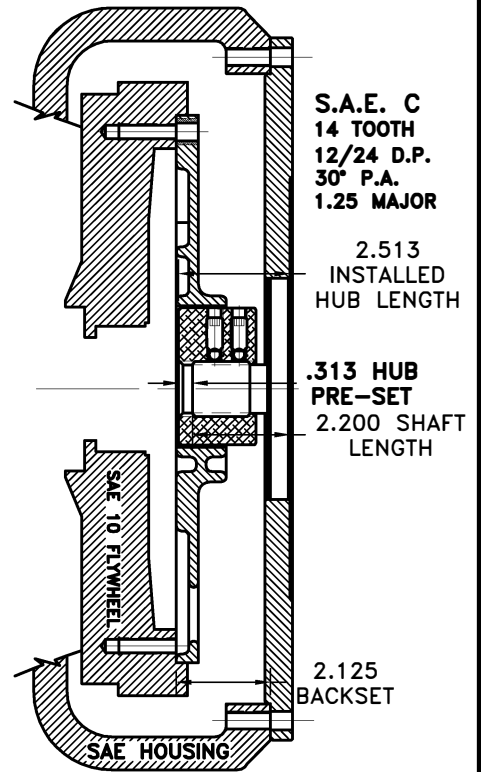
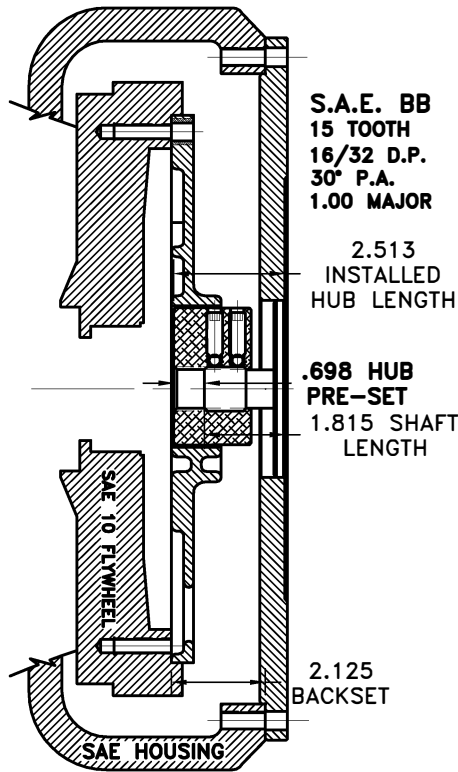
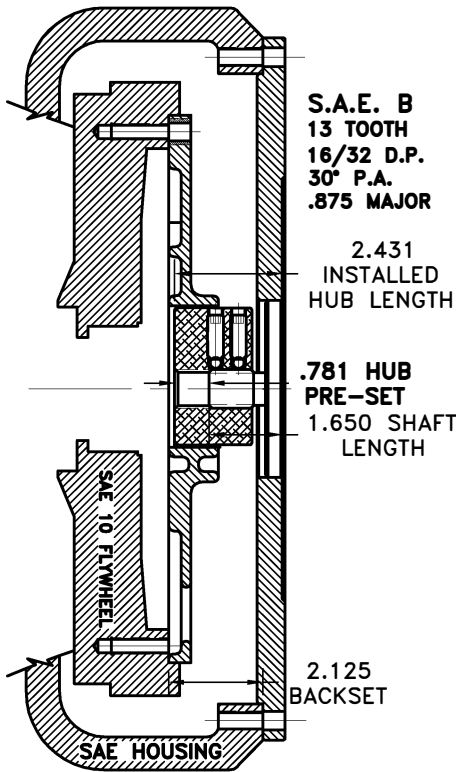


SAE 10



SET SCREW TORQUE: 25 FT.LBS.

NOTE:
IF YOU HAVE A SAE 10 FLYWHEEL
WITH 2 HOUSING COMBINATION
WITH A 1" THICK PUMP MOUNT
PLATE, YOU WILL NEED TO
CONTACT DISTRIBUTOR OR FACTORY
FOR HUB LOCATION.

IMPORTANT INSTALLATION NOTE!!!!

THIS PRINT IS FOR LOCATION OF HUB ON SPLINED SHAFTS ONLY. IMPROPER INSTALLATION OF HUB COULD CAUSE PREMATURE WEAR AND OR FAILURE. IF YOU HAVE A SHAFT LENGTH OTHER THAN THOSE SHOWN HERE PLEASE CONTACT DISTRIBUTOR OR FACTORY FOR FURTHER INFORMATION. HUB SET SCREWS MUST BE PROPERLY TORQUED TO 20 FT.LBS. EACH. PLEASE CONTACT DISTRIBUTOR OR FACTORY FOR ANY FURTHER QUESTIONS.

THIS DRAWING IS THE PROPERTY OF HAYES MFG. INC. AND IS LOANED SUBJECT TO THE CONDITION THAT IT SHALL NOT BE REPRODUCED, COPIED, LOANED OR OTHERWISE DISPOSED OF, DIRECTLY OR INDIRECTLY. IT SHALL BE USED AS A MEANS OF REFERENCE TO WORK FURNISHED BY THIS COMPANY ONLY AND IS NOT TO BE SUBMITTED TO OUTSIDE PARTIES FOR EXAMINATION WITHOUT OUR CONSENT.

SYMBOLS	DET.	PART NUMBER	DESCRIPTION	QTY.
<ul style="list-style-type: none"> — FLATNESS — STRAIGHTNESS — ANGULARITY — SQUARENESS — PARALLELISM — CONCENTRICITY — TRUE POSITION — ROUNDNESS — CIRCULAR RUN OUT — TOTAL RUN OUT — CYLINDRICITY — FINISH 	DO NOT SCALE DRAWING TOLERANCES UNLESS OTHERWISE SPECIFIED 1/32" MAXIMUM ANGLE ±1/2° FRACTION ±1/32 DECIMAL .00 ±.01 .000 ±.005 .0000 ±.0005			
SAE 10 HUB PRE-SET PRINT				
— UNLESS OTHERWISE SPECIFIED — REMOVE FIRST THREAD ON ALL TAPPED HOLES BREAK ALL SHARP CORNERS .010 TO .020 STAMP OR MARK DRAWING NO.		DRAWN BY SIETING CHECKED BY RJH	DATE 11-16-05 SCALE	DRAWING NO. HPS-11 SHEET OF REV.