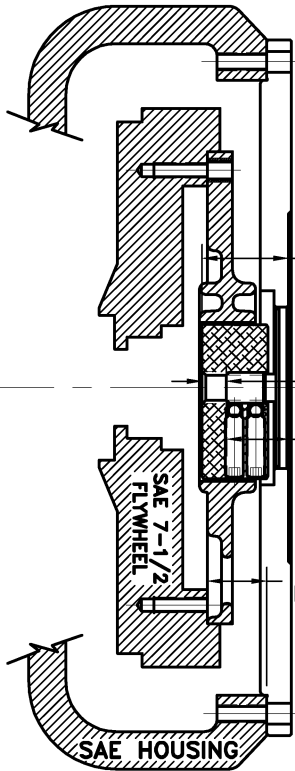


SAE 7 1/2



S.A.E. A
9 TOOTH
16/32 D.P.
30° P.A.
.625 MAJOR

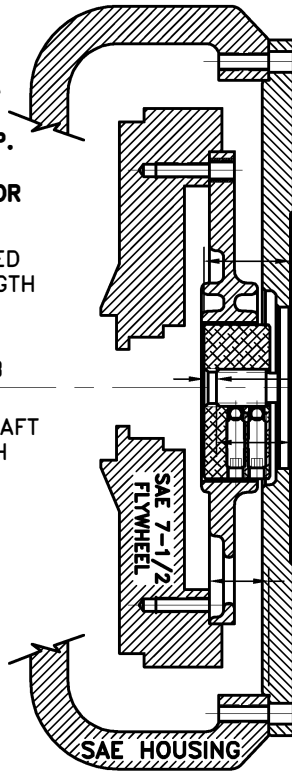
1.738
INSTALLED
HUB LENGTH

.488 HUB
PRE-SET

1.250 SHAFT
LENGTH

1.190
BACKSET

SAE HOUSING



S.A.E. AA
11 TOOTH
16/32 D.P.
30° P.A.
.750 MAJOR

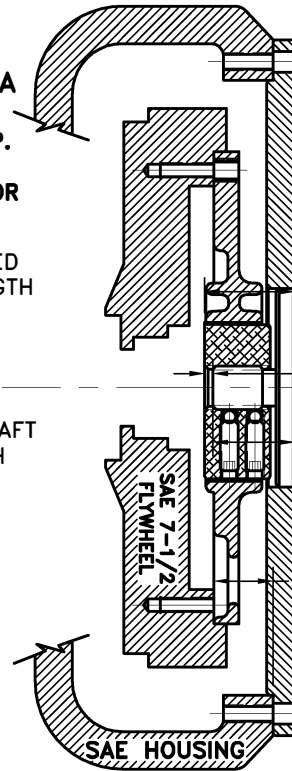
1.738
INSTALLED
HUB LENGTH

.248 HUB
PRE-SET

1.490 SHAFT
LENGTH

1.190
BACKSET

SAE HOUSING



S.A.E. B
13 TOOTH
16/32 D.P.
30° P.A.
.875 MAJOR

1.820
INSTALLED
HUB LENGTH

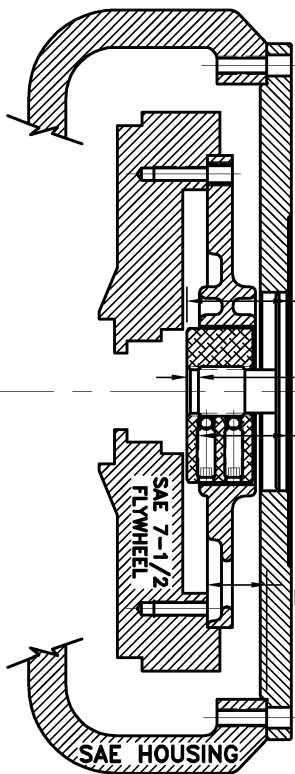
.170 HUB
PRE-SET

1.650 SHAFT
LENGTH

1.190
BACKSET

SAE HOUSING

SET SCREW TORQUE: 25 FT.LBS.



S.A.E. BB
15 TOOTH
16/32 D.P.
30° P.A.
1.00 MAJOR

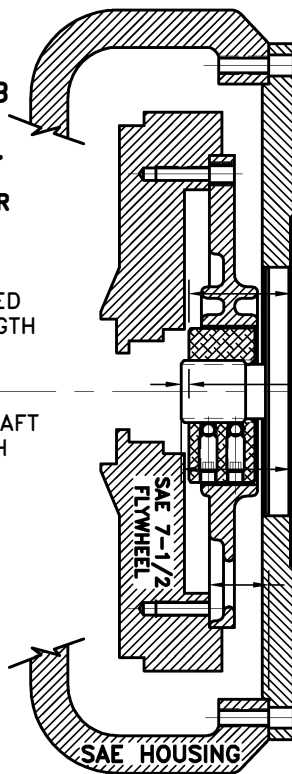
2.042
INSTALLED
HUB LENGTH

.227 HUB
PRE-SET

1.815 SHAFT
LENGTH

1.190
BACKSET

SAE HOUSING



S.A.E. C
14 TOOTH
12/24 D.P.
30° P.A.
1.25 MAJOR

2.042
INSTALLED
HUB LENGTH

.158 HUB
PRE-SET

2.200 SHAFT
LENGTH

1.190
BACKSET

SAE HOUSING

NOTE:
THE SAE BB AND C
ASSEMBLIES THE HUB IS
INSTALLED REVERSED.
LETTERING (HC_) IS
TOWARD PUMP.

IMPORTANT INSTALLATION NOTE!!!!

THIS PRINT IS FOR LOCATION OF HUB ON SPLINED SHAFTS ONLY. IMPROPER INSTALLATION OF HUB COULD CAUSE PREMATURE WEAR AND OR FAILURE. IF YOU HAVE A SHAFT LENGTH OTHER THAN THOSE SHOWN HERE PLEASE CONTACT DISTRIBUTOR OR FACTORY FOR FURTHER INFORMATION. HUB SET SCREWS MUST BE PROPERLY TORQUED TO 20 FT.LBS. EACH. PLEASE CONTACT DISTRIBUTOR OR FACTORY FOR ANY FURTHER QUESTIONS.

THIS DRAWING IS THE PROPERTY OF HAYES MFG. INC. AND IS LOANED SUBJECT TO THE CONDITION THAT IT SHALL NOT BE REPRODUCED, COPIED, LOANED OR OTHERWISE DISPOSED OF, DIRECTLY OR INDIRECTLY. IT SHALL BE USED AS A MEANS OF REFERENCE TO WORK FURNISHED BY THIS COMPANY ONLY AND IS NOT TO BE SUBMITTED TO OUTSIDE PARTIES FOR EXAMINATION WITHOUT OUR CONSENT.

SYMBOLS	DET.	PART NUMBER	DESCRIPTION	QTY.
<ul style="list-style-type: none"> — FLATNESS — STRAIGHTNESS — ANGULARITY — SQUARENESS — PARALLELISM — CONCENTRICITY — TRUE POSITION — ROUNDNESS — CIRCULAR RUN OUT — TOTAL RUN OUT — CYLINDRICITY — FINISH 	DO NOT SCALE DRAWING TOLERANCES UNLESS OTHERWISE SPECIFIED 1/32" MAXIMUM ANGLE ±1/2° FRACTION ±1/32 DECIMAL .00 ±.01 .000 ±.005 .0000 ±.0005			
TITLE SAE 7 1/2 HUB PRE-SET PRINT				
MATERIAL				
— UNLESS OTHERWISE SPECIFIED — REMOVE FIRST THREAD ON ALL TAPPED HOLES BREAK ALL SHARP CORNERS .010 TO .020 STAMP OR MARK DRAWING NO.		DRAWN BY SIETING CHECKED BY RJH	DATE 11-14-05 SCALE	DRAWING NO. HPS-9 SHEET OF REV.